PLOT AREA = 5187.77 SQ.M.
= 55820.41 SQ.FT.
= 3 B 4 K 7.6 L

GROUND COVERAGE = 25.2 %

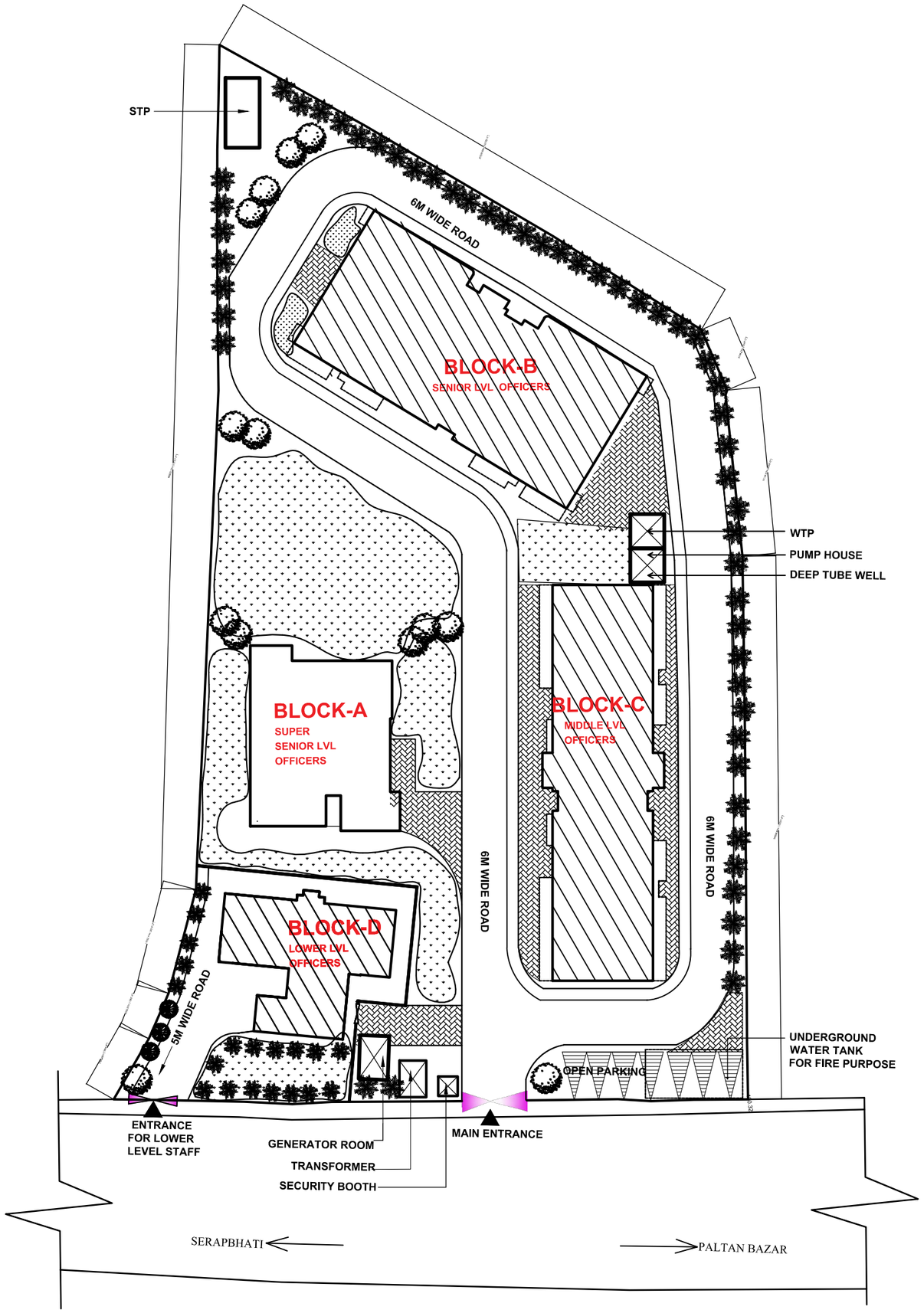


| REV | DATE | REVISION PARTICULARS | SIGN |
|---|---|---|---|
| 0 | 25-05-16 | ISSUED FOR D.P.R. | |

# ASSAM PROJECT ON FOREST AND BIODIVERSITY CONSERVATION

WORK:-

PROPOSED CONSTRUCTION OF NEW RESIDENTIAL COMPLEX AT REHABARI GUWAHATI-8

DRAWING:-

SITE PLAN

CONSULTANT:

architects collaborative
PROJECT CONSULTANT
ARCHITECTS ENGINEERS
CHANDMARI ,GUWAHATI-3

| ARCHITECT | DRAWN | DATE | SCALE | DRG NO |
|---|---|---|---|---|
| Ar. R. BAISHYA<br>Ms. R Deka | TERESA | 06-05-16 | SCALE TO FIT | SP-01<br>REV-0 |

**NOTE:-**

ALL DIMENSIONS ARE IN MM UNLESS OTHERWISE MENTIONED.

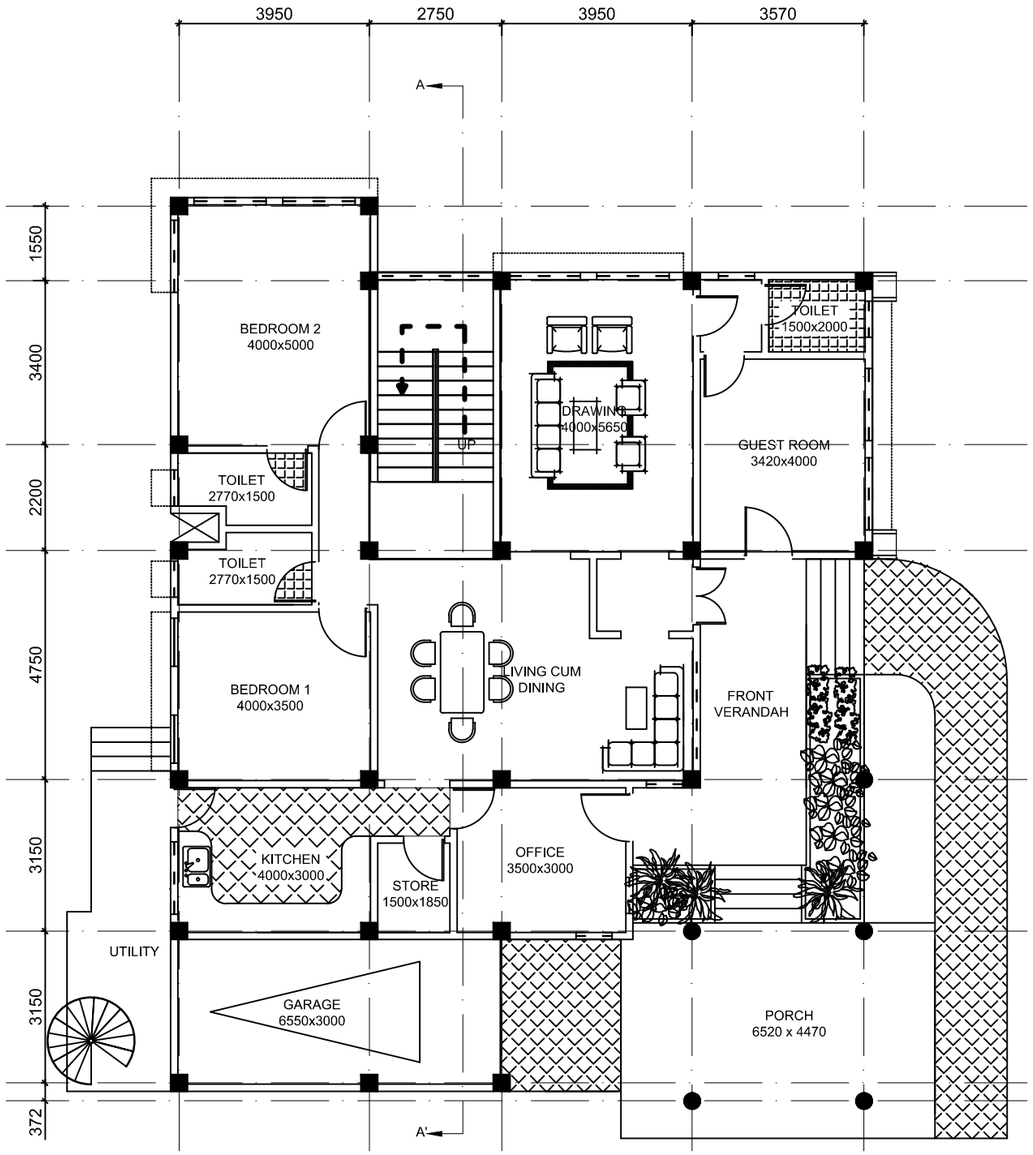


**GROUND FLOOR PLAN**

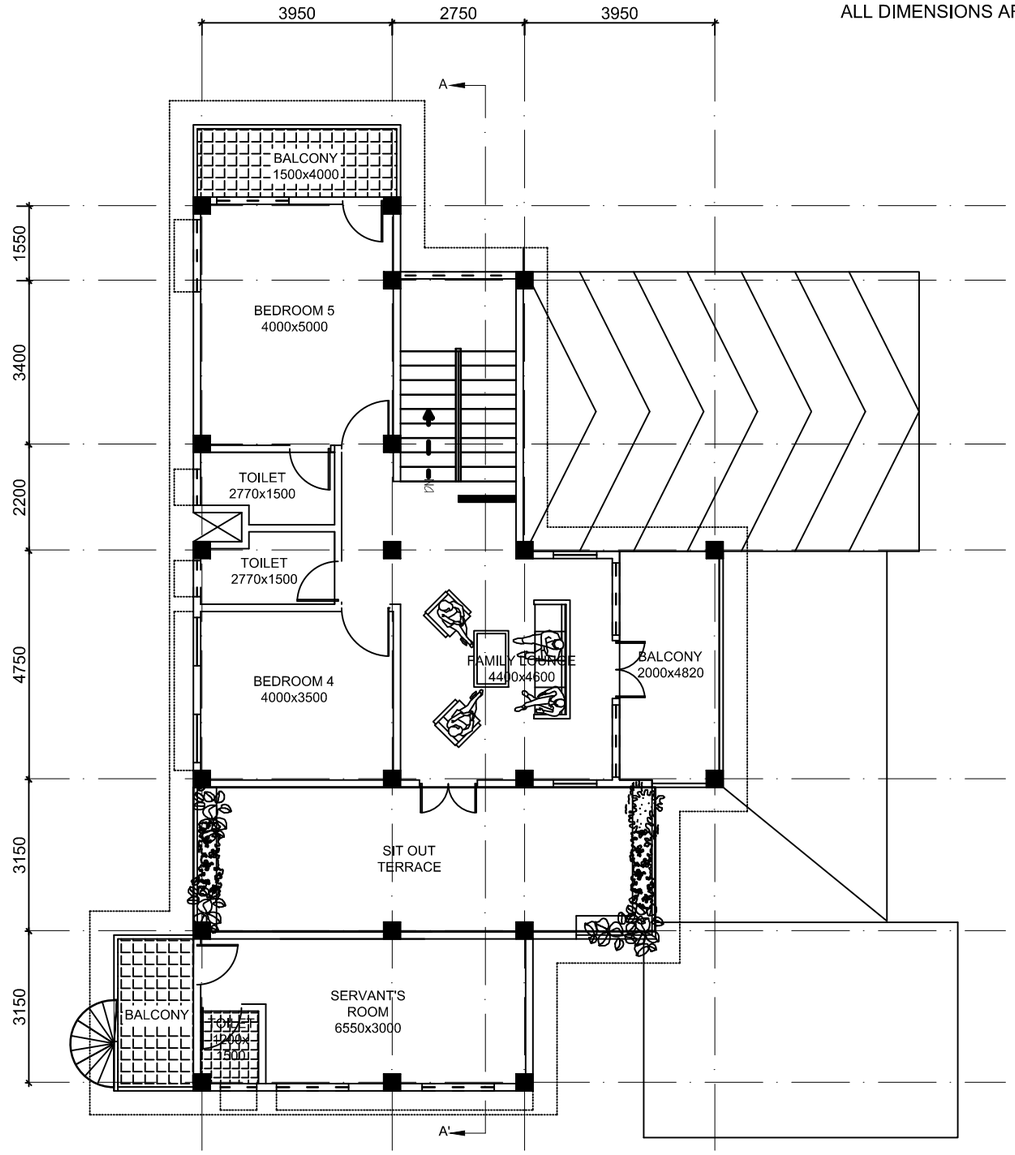


**FIRST FLOOR PLAN**

## BUILT- UP AREA STATEMENT

**GROUND FLOOR: 224.00 SQ.M**
**FIRST FLOOR: 120.00 SQ.M**

**TOTAL AREA: 344.00 SQ.M**

| REV | DATE | REVISION PARTICULARS | SIGN |
|---|---|---|---|
| 0 | 25-05-16 | ISSUED FOR DPR | |

**ASSAM PROJECT**
**ON**
**FOREST AND BIODIVERSITY CONSERVATION**

WORK:-
CONSTRUCTION OF NEW RESIDENTIAL COMPLEX AT REHABARI GUWAHATI-8

**SUPER SENIOR LEVEL OFFICER**

DRAWING:-
GROUND & FIRST FLOOR PLAN

CONSULTANT:-
architects collaborative
PROJECT CONSULTANT
ARCHITECTS ENGINEERS
CHANDMARI ,GUWAHATI-3

| ARCHITECT | DRAWN | DATE | SCALE | DRG NO |
|---|---|---|---|---|
| Ar. R. BAISHYA<br>Ms. R Deka | BIDISHA | 06-05-16 | SCALE TO FIT | SSLO/A-02<br>REV-0 |

**NOTE:-**

ALL DIMENSIONS ARE IN MM UNLESS OTHERWISE MENTIONED.

# FRONT ELEVATION

| REV | DATE | REVISION PARTICULARS | SIGN |
|---|---|---|---|
| 0 | 25-05-16 | ISSUED FOR APPROVAL | |

**ASSAM PROJECT ON FOREST AND BIODIVERSITY CONSERVATION**

WORK:-
CONSTRUCTION OF NEW RESIDENTIAL COMPLEX AT REHABARI GUWAHATI-8

SUPER SENIOR LEVEL OFFICER

DRAWING:-
FRONT ELEVATION

CONSULTANT:-
architects collaborative
PROJECT CONSULTANT
ARCHITECTS ENGINEERS
CHANDMARI ,GUWAHATI-3

| ARCHITECT | DRAWN | DATE | SCALE | DRG NO |
|---|---|---|---|---|
| Ar. R. BAISHYA<br>Ms. R Deka | BIDISHA | 06-05-16 | SCALE TO FIT | SSLO/A-03<br>REV-0 |

**NOTE:-**

ALL DIMENSIONS ARE IN MM UNLESS OTHERWISE MENTIONED.

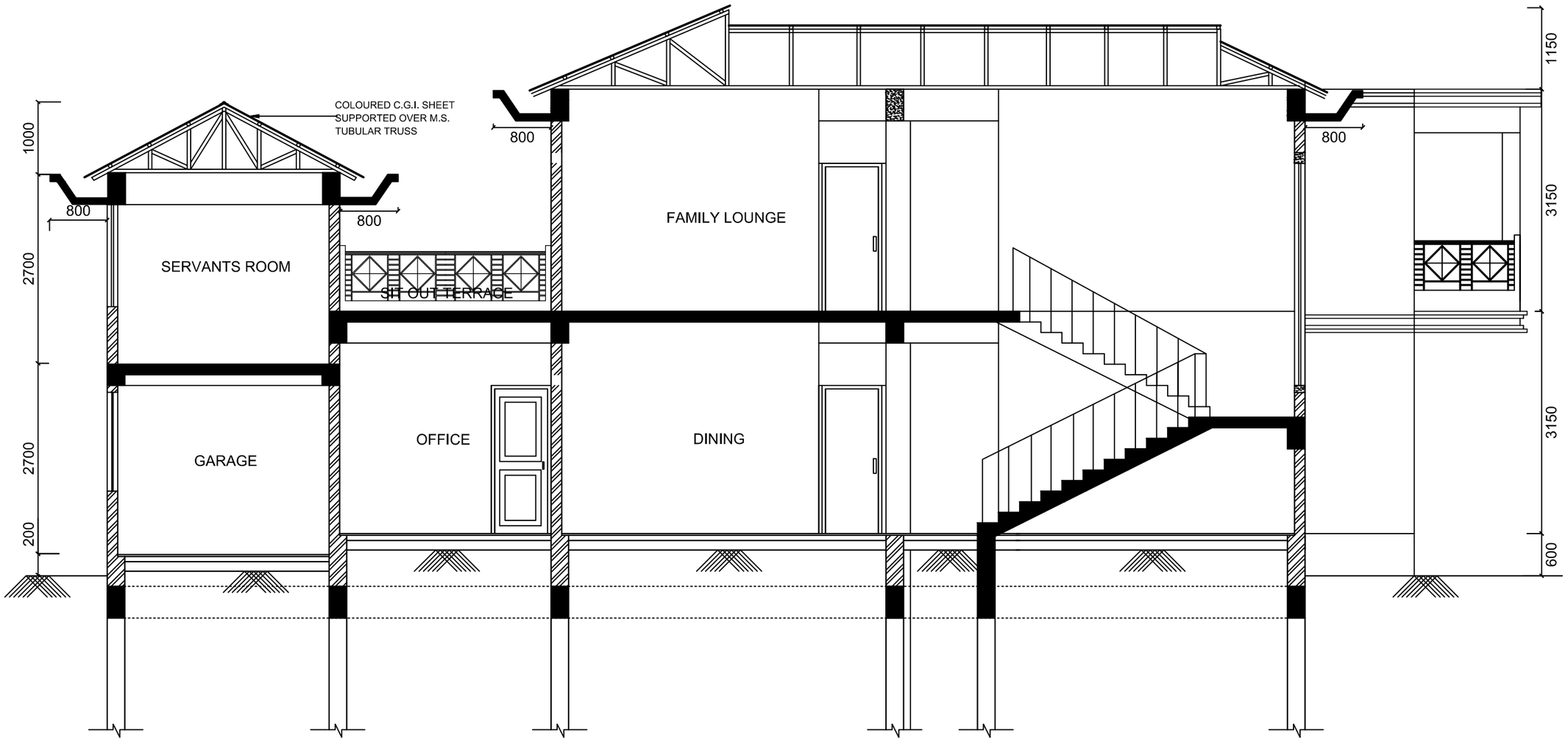


# SECTION X-X'

| REV | DATE | REVISION PARTICULARS | SIGN |
|---|---|---|---|
| 0 | 25-05-16 | ISSUED FOR APPROVAL | |

**ASSAM PROJECT**
**ON**
**FOREST AND BIODIVERSITY CONSERVATION**

WORK:-
CONSTRUCTION OF NEW RESIDENTIAL COMPLEX
AT REHABARI GUWAHATI-8

SUPER SENIOR LEVEL OFFICER

DRAWING:-
SECTION AT XX'

CONSULTANT:-
architects
collaborative
PROJECT CONSULTANT
ARCHITECTS ENGINEERS
CHANDMARI ,GUWAHATI-3

| ARCHITECT | DRAWN | DATE | SCALE | DRG NO |
|---|---|---|---|---|
| Ar. R. BAISHYA<br>Ms. R Deka | TERESA | 06-05-16 | SCALE TO FIT | SSLO/A-04<br>REV-0 |

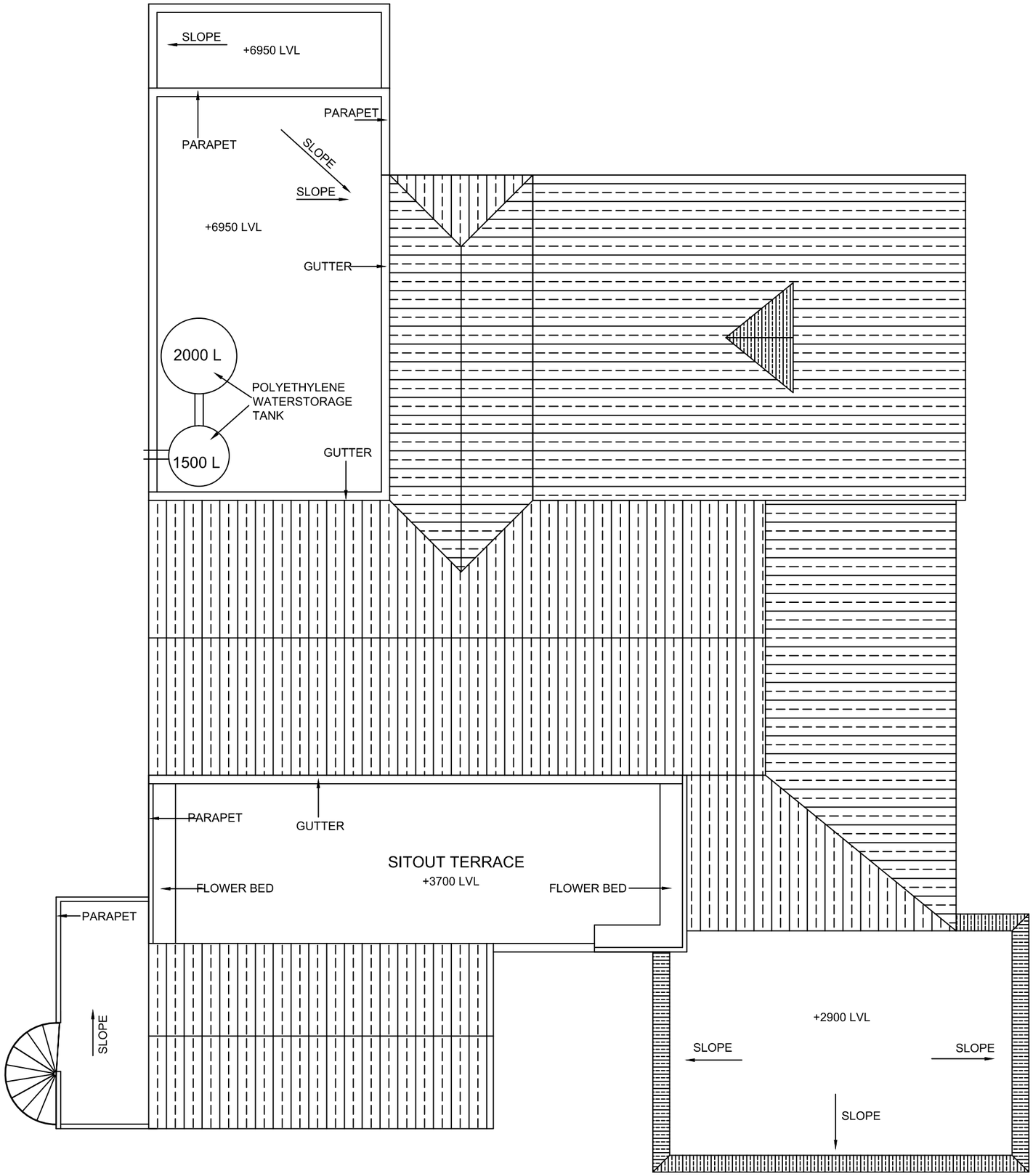


TERRACE FLOOR PLAN

**NOTE:-**

ALL DIMENSIONS ARE IN MM UNLESS OTHERWISE MENTIONED.

| REV | DATE | REVISION PARTICULARS | SIGN |
|---|---|---|---|
| 0 | | ISSUED FOR DPR | |

# ASSAM PROJECT ON FOREST AND BIODIVERSITY CONSERVATION

WORK:-

CONSTRUCTION OF NEW RESIDENTIAL COMPLEX AT REHABARI GUWAHATI-8

SUPER SENIOR LEVEL OFFICER

DRAWING:-

TERRACE PLAN

CONSULTANT:-

architects collaborative

PROJECT CONSULTANT
ARCHITECTS ENGINEERS

CHANDMARI ,GUWAHATI-3

| ARCHITECT | DRAWN | DATE | SCALE | DRG NO |
|---|---|---|---|---|
| Ar. R. BAISHYA<br>Ms. R Deka | TERESA | 06-05-16 | SCALE TO FIT | SSLO/A-04<br>REV-0 |

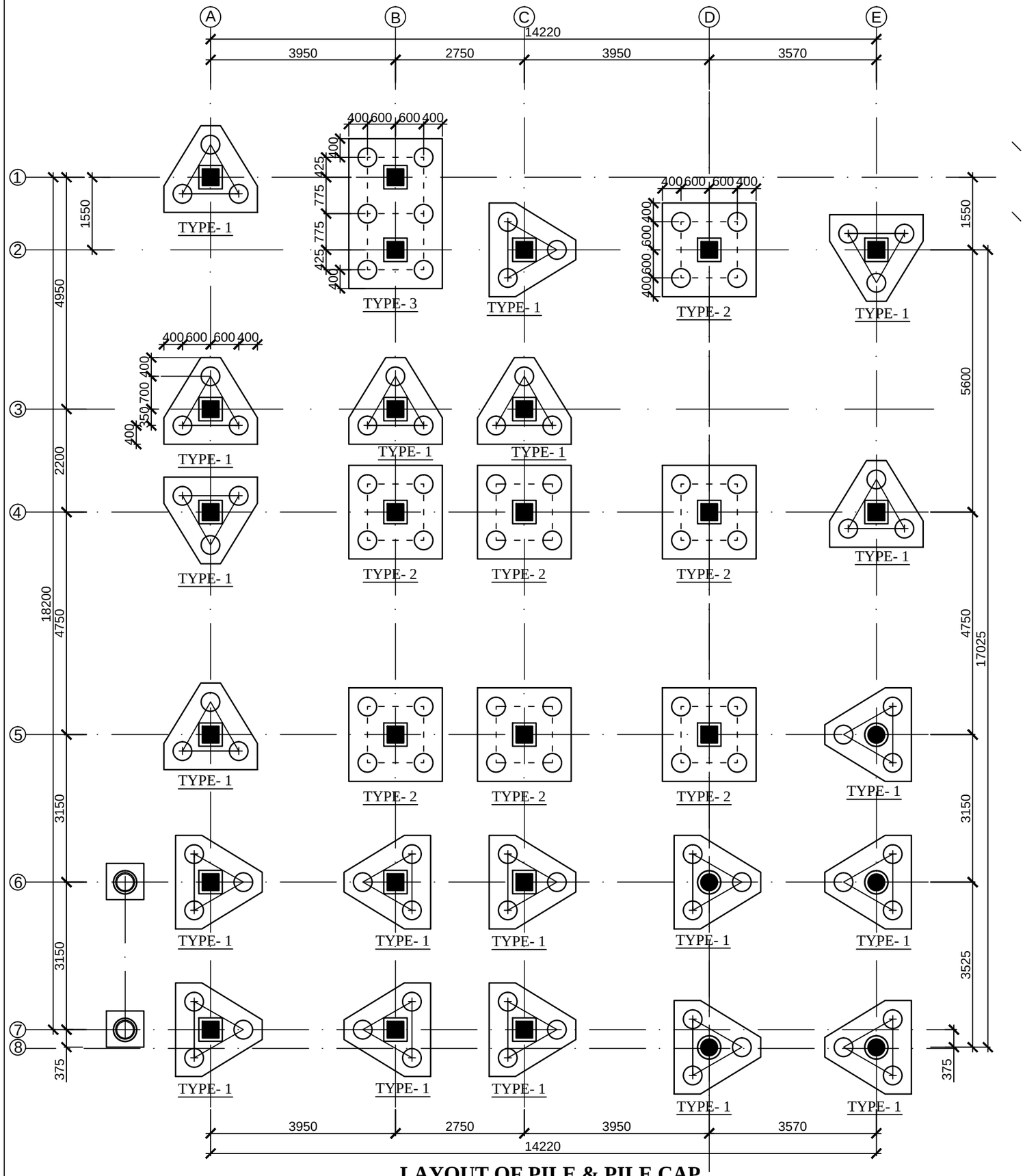


## LAYOUT OF PILE & PILE CAP

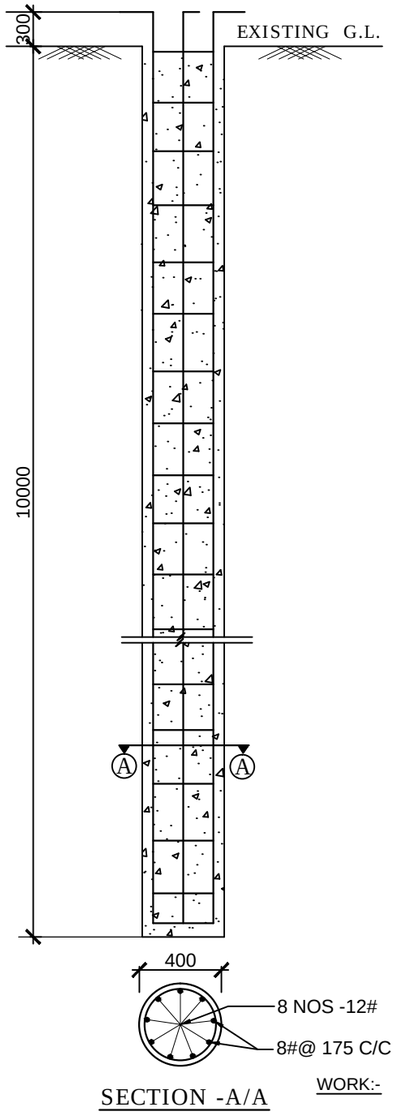


SECTION -A/A

WORK:-

CAST IN SITU PILE,
STEM DIAMETER : 400 MM,
CONC. GRADE : M25,
STEEL GRADE Fe 500
SBC OF PILE = 28 TON

**NOTES:-**

A. **REFERENCES:**

THIS DRAWING SHOULD BE READ IN CONJUNCTION WITH RELEVANT ARCHITECTURAL DRAWINGS & STRUCTURAL DRAWING S-01.

B. **GENERAL NOTES:**

1. ALL DIMENSIONS ARE IN MILLIMETER, UNLESS OTHERWISE SPECIFIED.
2. ONLY FIGURED DIMENSIONS SHALL BE FOLLOWED. DIMENSIONS SHALL NOT BE SCALED.
3. ANY DISCREPANCY IN THE DRAWING, SHALL BE BROUGHT TO THE NOTICE OF THE CONSULTANT BEFORE EXECUTION .

C. **SPECIAL NOTES:**

1. GRADE OF CONCRETE : M 25.
2. STEEL GRADE : Fe = 500 N/mm2. (SUPER DUCTILE)
3. CLEAR COVERS OF PILE CAP - 100MM & COLUMN - 30MM
4. LAP AND ANCHORAGE LENGTH OF BARS SHALL BE 57 TIMES THE DIA. OF THE BARS.
5. MINIMUM DISTANCE BETWEEN TWO LAPPED SECTION SHALL NOT BE LESS THAN 1.5 TIMES DEVELOPMENT LENGTH (Ld).
6. FOR LIFT PIT TOP OF PILE CAP UNDER COLUMN NO BE 1650 FROM THE PARKING LEVEL
7. BRICK WORK: USE OF AAC BLOCK (AUTOCLAVED AERATED CONCRETE BLOCK) IS MANDATORY, NO OTHER BRICK SHAL BE USED.
8. **BEFORE EXECUTION THE SBC OF PILE SHOULD BE CHECKED BYCONDUCTING INITIAL PILE LOAD TEST. ANY VARIATION MAY REQUIRED REVISION OF PILE LAYOUT**

| REV | DATE | REVISION PARTICULARS | SIGN |
|---|---|---|---|
| 0 | 25-05-16 | ISSUED FOR D.P.R. | |

# ASSAM PROJECT ON FOREST AND BIODIVERSITY CONSERVATION

WORK:-

PROPOSED CONSTRUCTION OF NEW RESIDENTIAL COMPLEX

SUPER SENIOR LEVEL OFFICER

DRAWING:-

LAYOUT OF PILE & PILE CAP

CONSULTANT:

architects collaborative
PROJECT CONSULTANT
ARCHITECTS ENGINEERS
CHANDMARI ,GUWAHATI-3

| DEALT BY | | CHECKED BY | DATE | SCALE | DRG. NO. |
|---|---|---|---|---|---|
| Architect | Drawn | | 06-05-16 | SCALE TO FIT | SSLO/S-01 |
| Ar. R.Baishya | Purabi | | | | REV - 00 |

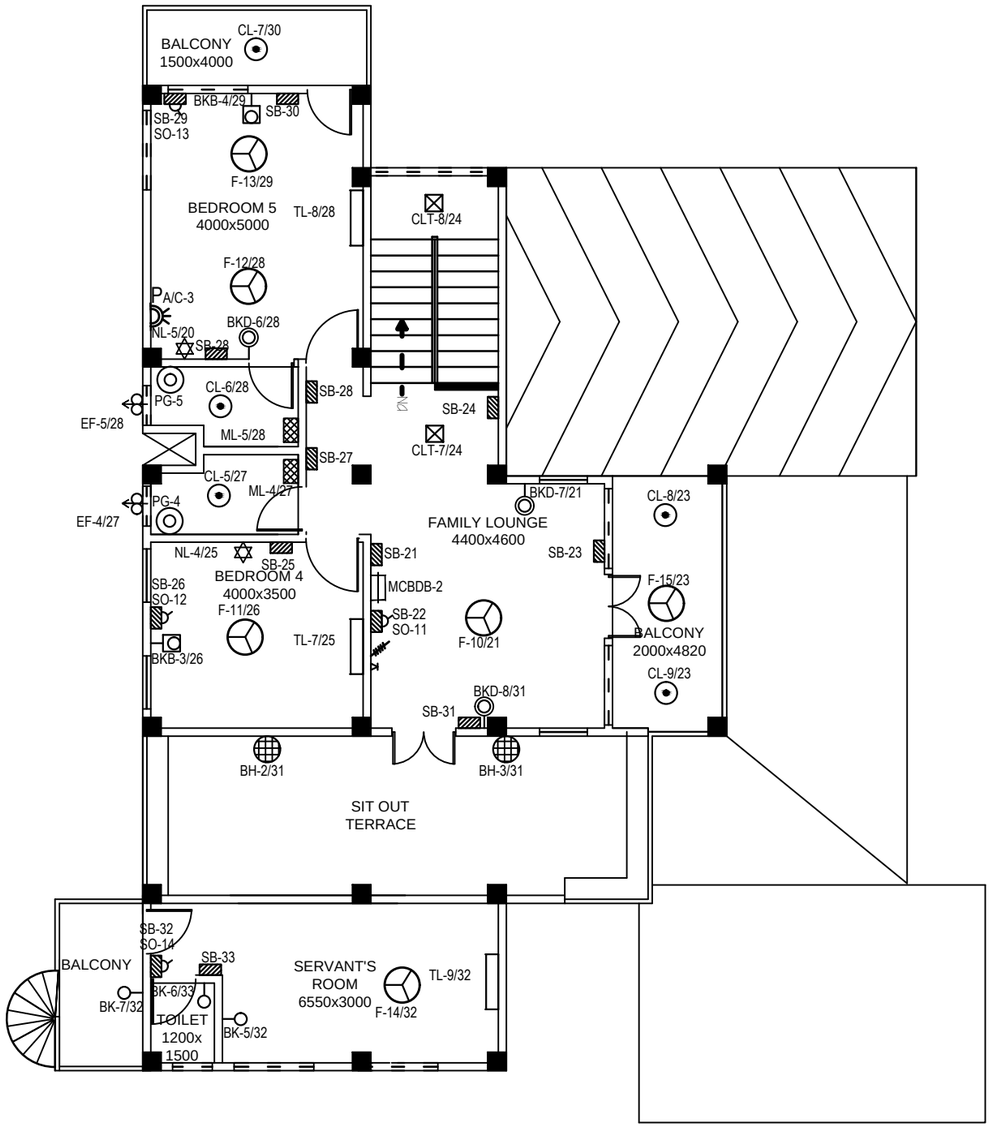


**FIRST FLOOR PLAN**

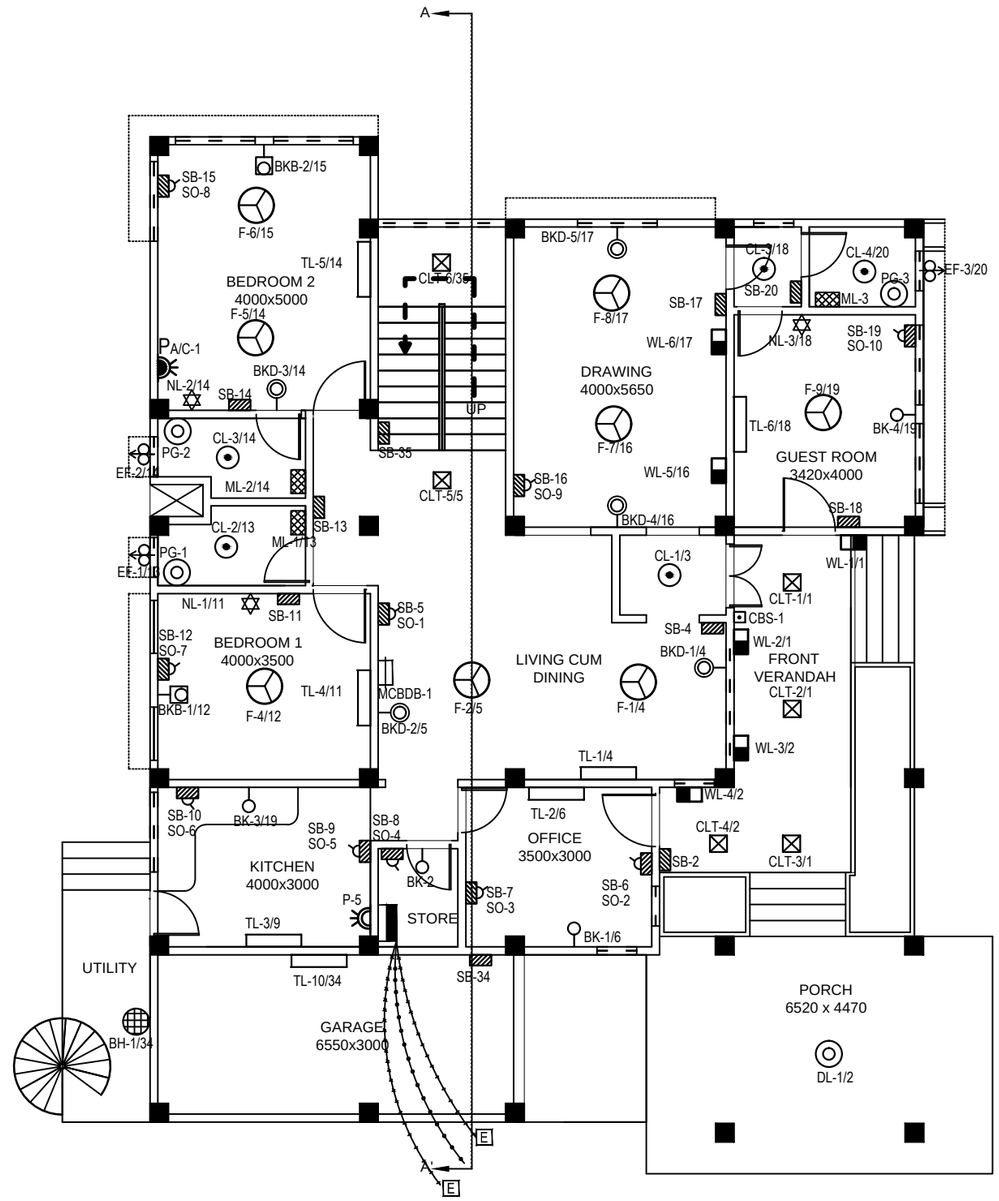


**GROUND FLOOR PLAN**

| REV | DATE | REVISION PARTICULARS | SIGN |
|---|---|---|---|
| 0 | 25-05-16 | ISSUED FOR DPR | |

**ASSAM PROJECT**
**ON**
**FOREST AND BIODIVERSITY CONSERVATION**

WORK:-

PROPOSED CONSTRUCTION OF NEW RESIDENTIAL COMPLEX

SUPER SENIOR LEVEL OFFICER

DRAWING:-

ELECTRICAL LAYOUT OF GROUND & FIRST TO THIRD FLOOR

CONSULTANT:-

architects collaborative
PROJECT CONSULTANT
ARCHITECTS ENGINEERS
CHANDMARI ,GUWAHATI-3

| ARCHITECT | DRAWN | DATE | SCALE | DRG NO |
|---|---|---|---|---|
| Ar. R. BAISHYA<br>Ms. R Deka | TERESA | 12-05-16 | SCALE TO FIT | SSL/EL-01<br>REV-0 |

**NOTE:-**

ALL DIMENSIONS ARE IN MM UNLESS OTHERWISE MENTIONED.

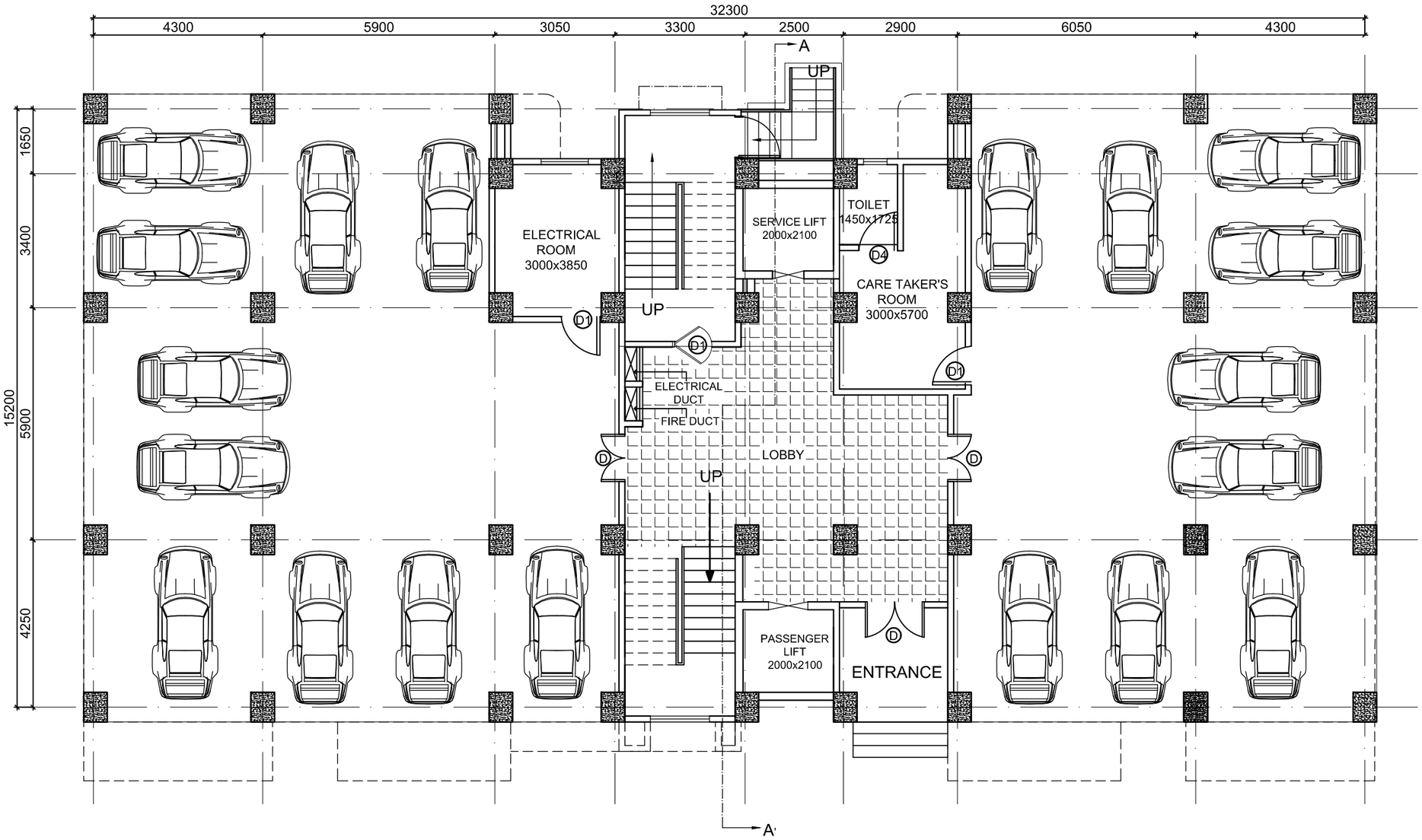


# GROUND FLOOR PLAN

## BUILT- UP AREA STATEMENT

**GROUND FLOOR: 436.00 SQ.M**
**TYPICAL FLOOR: 4158.00 SQ.M**
**(1st TO 9th FLOOR)**

**TOTAL AREA: 4594.00 SQ.M**

| REV | DATE | REVISION PARTICULARS | SIGN |
|---|---|---|---|
| 0 | 25-05-16 | ISSUED FOR DPR | |

**ASSAM PROJECT**
**ON**
**FOREST AND BIODIVERSITY CONSERVATION**

WORK:-
CONSTRUCTION OF NEW RESIDENTIAL COMPLEX AT REHABARI GUWAHATI-8

SENIOR LEVEL OFFICER

DRAWING:-
GROUND FLOOR PLAN

CONSULTANT:-
architects collaborative
PROJECT CONSULTANT
ARCHITECTS ENGINEERS
CHANDMARI ,GUWAHATI-3

| ARCHITECT | DRAWN | DATE | SCALE | DRG NO |
|---|---|---|---|---|
| Ar. R. BAISHYA<br>Ms. R Deka | RIKITASA | 06-05-16 | SCALE TO FIT | SLO/A-03<br>REV-0 |

**NOTE:-**

ALL DIMENSIONS ARE IN MM UNLESS OTHERWISE MENTIONED.

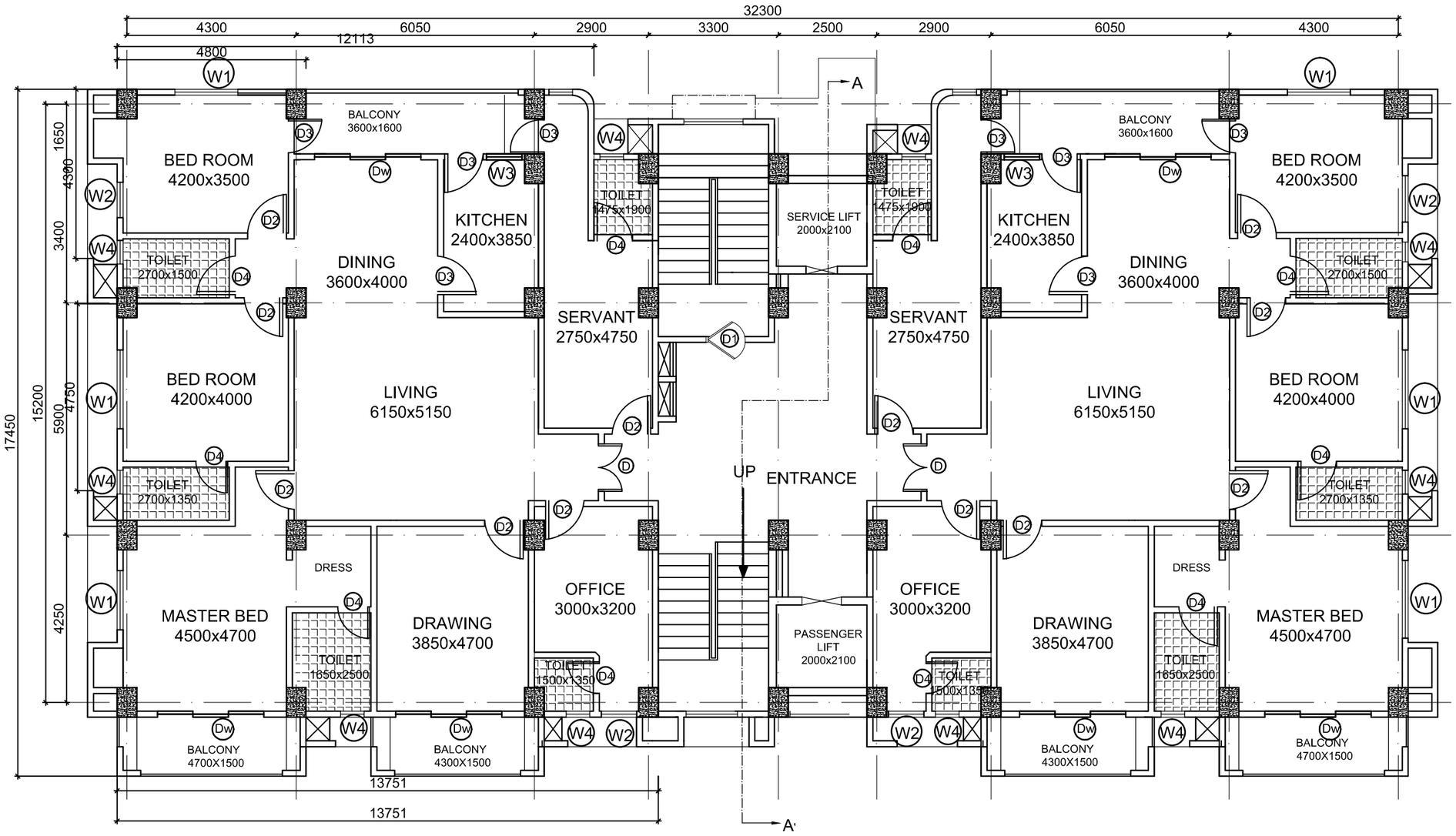


# TYPICAL FLOOR PLAN ( FROM FIRST TO NINTH FLOOR)

| REV | DATE | REVISION PARTICULARS | SIGN |
|---|---|---|---|
| 0 | 25-05-16 | ISSUED FOR DPR | |

**ASSAM PROJECT**
**ON**
**FOREST AND BIODIVERSITY CONSERVATION**

WORK:-
CONSTRUCTION OF NEW RESIDENTIAL COMPLEX
AT REHABARI GUWAHATI-8

SENIOR LEVEL OFFICER

DRAWING:-
TYPICAL FLOOR PLAN ( FROM FIRST TO NINTH FLOOR)

CONSULTANT:-
architects collaborative
PROJECT CONSULTANT
ARCHITECTS ENGINEERS
CHANDMARI ,GUWAHATI-3

| ARCHITECT | DRAWN | DATE | SCALE | DRG NO |
|---|---|---|---|---|
| Ar. R. BAISHYA<br>Ms. R Deka | RIKITASA | 06-05-16 | SCALE TO FIT | SLO/A-04<br>REV-0 |

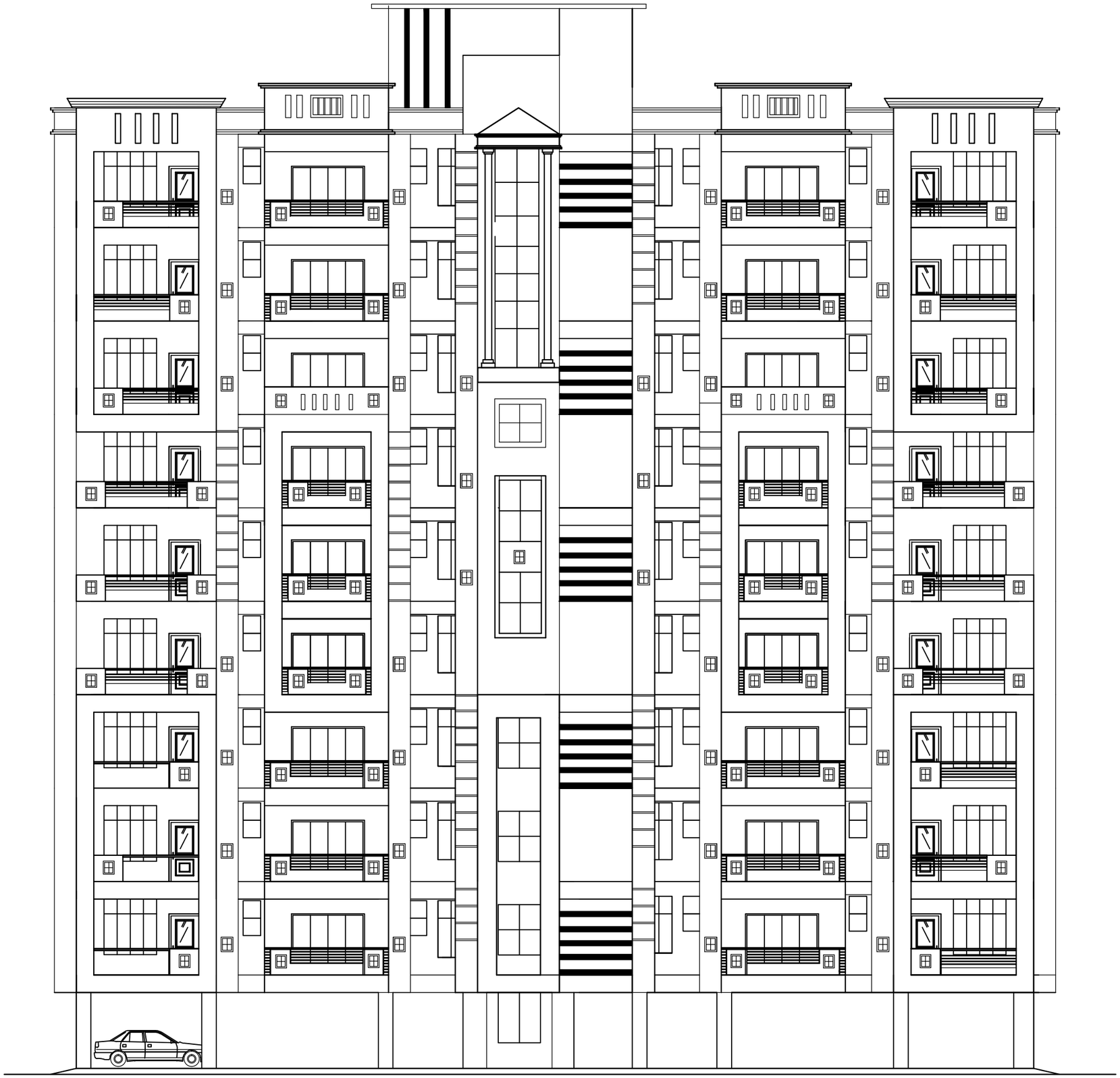

FRONT ELRVATION

**NOTE:-**

ALL DIMENSIONS ARE IN MM UNLESS OTHERWISE MENTIONED.

| REV | DATE | REVISION PARTICULARS | SIGN |
|---|---|---|---|
| 0 | 25-05-16 | ISSUED FOR DPR | |

**ASSAM PROJECT**
**ON**
**FOREST AND BIODIVERSITY**
**CONSERVATION**

WORK:-
CONSTRUCTION OF NEW RESIDENTIAL COMPLEX
AT REHABARI GUWAHATI-8

SENIOR LEVEL OFFICER

DRAWING:-
FRONT ELEVATION

CONSULTANT:-
architects
collaborative
PROJECT CONSULTANT
ARCHITECTS ENGINEERS
CHANDMARI ,GUWAHATI-3

| ARCHITECT | DRAWN | DATE | SCALE | DRG NO |
|---|---|---|---|---|
| Ar. R. BAISHYA<br>Ms. R Deka | RIKITASA | 06-05-16 | SCALE TO FIT | SLO/A-05<br>REV-0 |

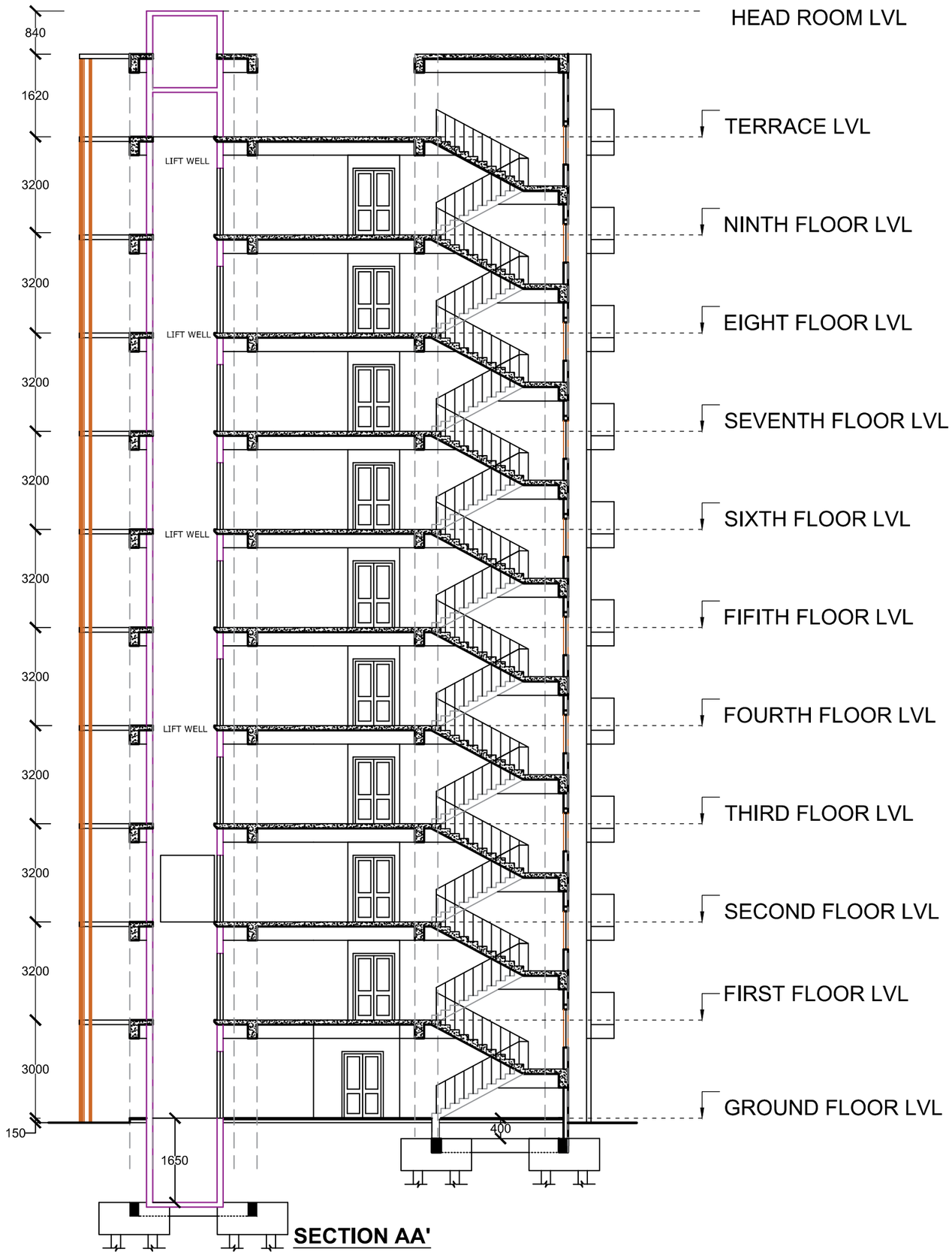


**SECTION AA'**

**NOTE:-**

ALL DIMENSIONS ARE IN MM UNLESS OTHERWISE MENTIONED.

| REV | DATE | REVISION PARTICULARS | SIGN |
|---|---|---|---|
| 0 | 25-05-16 | ISSUED FOR DPR | |

**ASSAM PROJECT**
**ON**
**FOREST AND BIODIVERSITY CONSERVATION**

WORK:-

CONSTRUCTION OF NEW RESIDENTIAL COMPLEX
AT REHABARI GUWAHATI-8

SENIOR LEVEL OFFICER

DRAWING:-

SECTION AA'

CONSULTANT:-

architects collaborative
PROJECT CONSULTANT
ARCHITECTS ENGINEERS
CHANDMARI ,GUWAHATI-3

| ARCHITECT | DRAWN | DATE | SCALE | DRG NO |
|---|---|---|---|---|
| Ar. R. BAISHYA<br>Ms. R Deka | TERESA | 06-05-16 | SCALE TO FIT | SLO/A-06<br>REV-0 |

**NOTE:-**

ALL DIMENSIONS ARE IN MM UNLESS OTHERWISE MENTIONED.

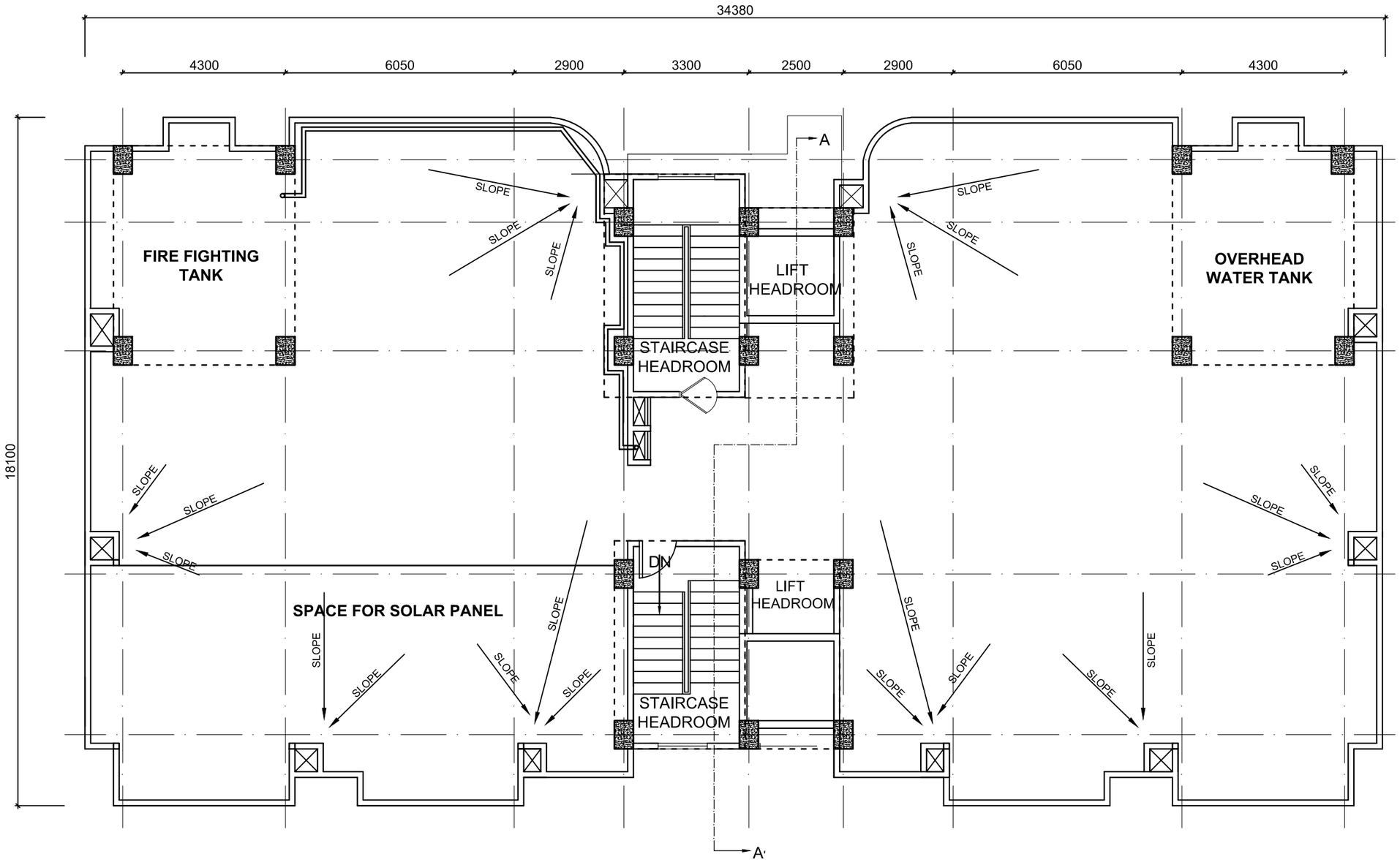


# TERRACE FLOOR PLAN

| REV | DATE | REVISION PARTICULARS | SIGN |
|---|---|---|---|
| 0 | 25-05-16 | ISSUED FOR DPR | |

**ASSAM PROJECT ON FOREST AND BIODIVERSITY CONSERVATION**

WORK:-
CONSTRUCTION OF NEW RESIDENTIAL COMPLEX AT REHABARI GUWAHATI-8

SENIOR LEVEL OFFICER

DRAWING:-
TERRACE PLAN

CONSULTANT:-
architects collaborative
PROJECT CONSULTANT
ARCHITECTS ENGINEERS
CHANDMARI ,GUWAHATI-3

| ARCHITECT | DRAWN | DATE | SCALE | DRG NO |
|---|---|---|---|---|
| Ar. R. BAISHYA<br>Ms. R Deka | TERESA | 06-05-16 | SCALE TO FIT | SLO/A-07<br>REV-0 |

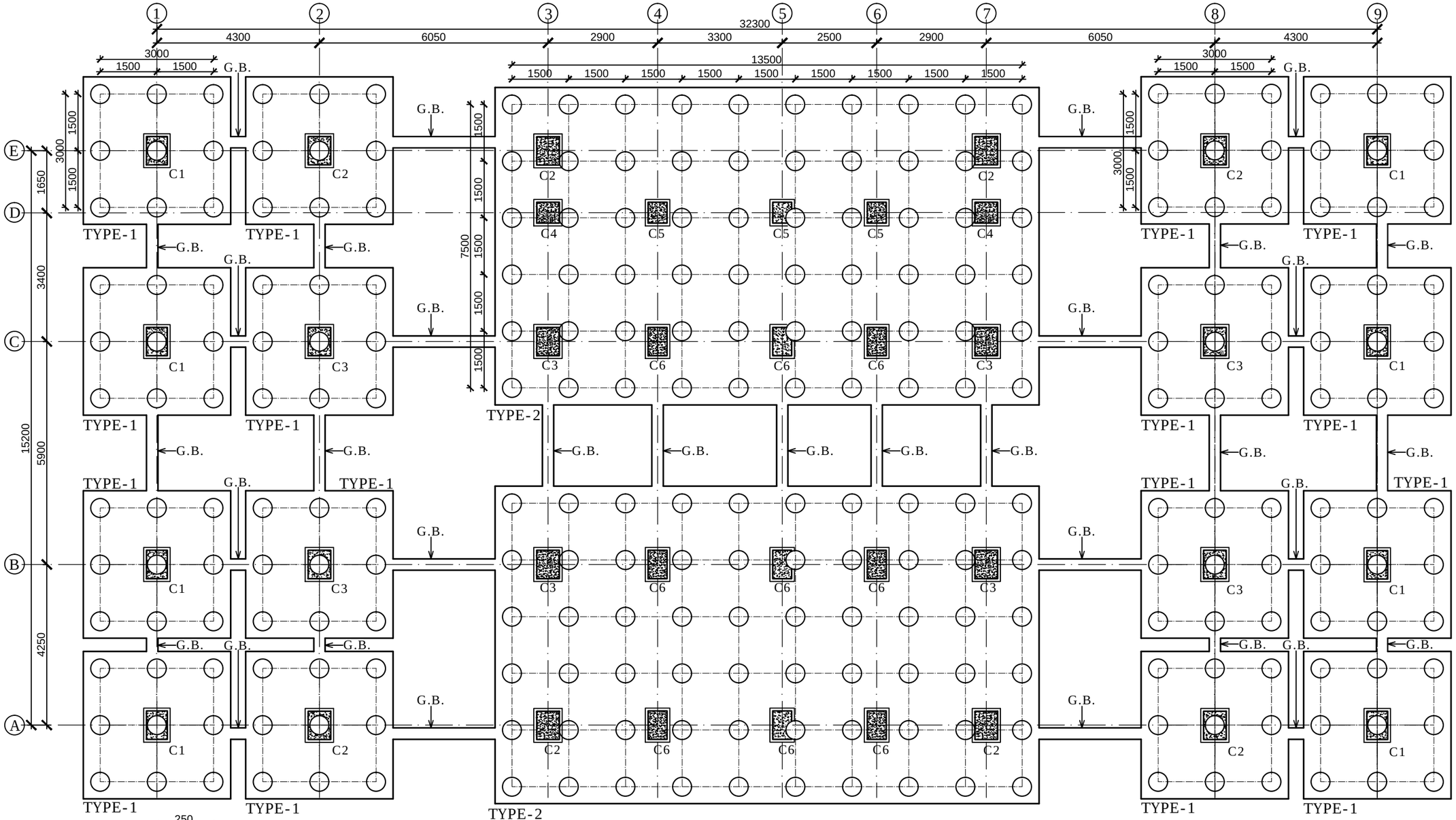


LAYOUT OF PILE & PILE CAP

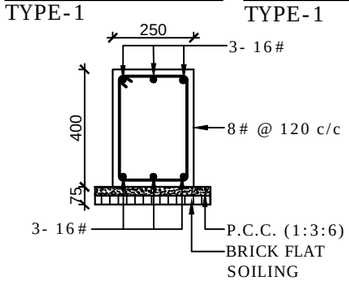


SECTION DETAILS OF GRADE BEAM
(SIZE 250 X 400)

**NOTES:-**

A. **REFERENCES:**

THIS DRAWING SHOULD BE READ IN CONJUNCTION WITH RELEVANT ARCHITECTURAL DRAWINGS & STRUCTURAL DRAWING S-01.

B. **GENERAL NOTES:**

1. ALL DIMENSIONS ARE IN MILLIMETER, UNLESS OTHERWISE SPECIFIED.
2. ONLY FIGURED DIMENSIONS SHALL BE FOLLOWED. DIMENSIONS SHALL NOT BE SCALED.
3. ANY DISCREPANCY IN THE DRAWING, SHALL BE BROUGHT TO THE NOTICE OF THE CONSULTANT BEFORE EXECUTION .

C. **SPECIAL NOTES:**

1. GRADE OF CONCRETE : M 30.
2. STEEL GRADE : Fe = 500 N/mm2. (SUPER DUCTILE)
3. CLEAR COVERS OF PILE CAP - 100MM & COLUMN - 30MM
4. LAP AND ANCHORAGE LENGTH OF BARS SHALL BE 57 TIMES THE DIA. OF THE BARS.
5. MINIMUM DISTANCE BETWEEN TWO LAPPED SECTION SHALL NOT BE LESS THAN 1.5 TIMES DEVELOPMENT LENGTH (Ld).
6. FOR LIFT PIT TOP OF PILE CAP UNDER COLUMN NO BE 1650 FROM THE PARKING LEVEL
7. BRICK WORK: USE OF AAC BLOCK (AUTOCLAVED AERATED CONCRETE BLOCK) IS MANDATORY, NO OTHER BRICK SHALL BE USED.
8. BEFORE EXECUTION THE SBC OF PILE SHOULD BE CHECKED BY CONDUCTING INITIAL PILE LOAD TEST. ANY VARIATION MAY REQUIRED REVISION OF PILE LAYOUT

| REV | DATE | REVISION PARTICULARS | SIGN |
|---|---|---|---|
| 0 | 25-05-16 | ISSUED FOR D.P.R. | |

**ASSAM PROJECT ON FOREST AND BIODIVERSITY CONSERVATION**

WORK:-

PROPOSED CONSTRUCTION OF NEW RESIDENTIAL COMPLEX

SENIOR LEVEL OFFICER

DRAWING:-

LAYOUT OF PILE & PILE CAP, SECTION DETAILS OF GRADE BEAM

CONSULTANT:

architects collaborative
PROJECT CONSULTANT
ARCHITECTS ENGINEERS
CHANDMARI ,GUWAHATI-3

| DEALT BY | | CHECKED BY | DATE | SCALE | DRG. NO. |
|---|---|---|---|---|---|
| Architect | Drawn | | 06-05-16 | SCALE TO FIT | SLO/S-01 |
| Ar. R.Baishya | Ranjit | | | | REV - 00 |

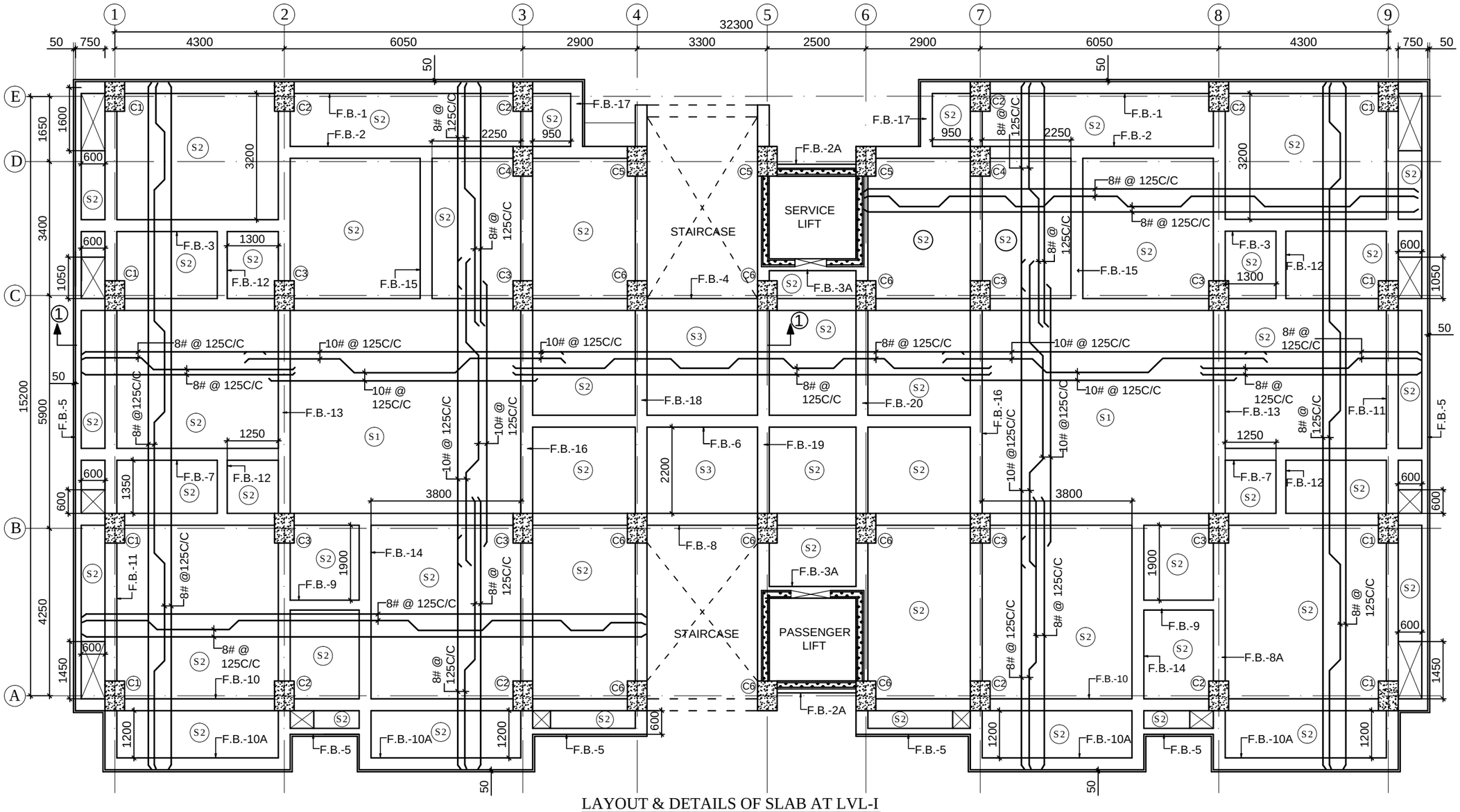


LAYOUT & DETAILS OF SLAB AT LVL-I

SCALE = 1:100

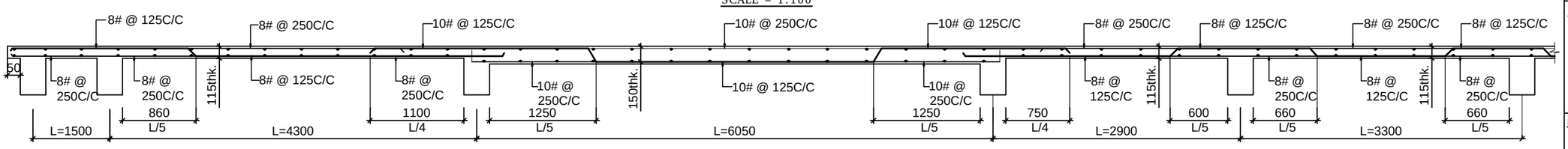


## SCHEDULE OF SLAB :-

| SLAB TYPE | SLAB THICK | BAR IN SHORT SPAN | BAR IN LONG SPAN |
|---|---|---|---|
| S1 | 150 | 10# @125 C/C. | 10# @125 C/C. |
| S2 | 115 | 8# @125 C/C. | 8# @125 C/C. |
| S3 | 150 | 12# @110 C/C. | 8# @125 C/C. |

**SLAB SECTION:1-1**

SCALE = 1:50

**NOTES:-**

A. REFERENCES :

THIS DRAWING SHOULD BE READ IN CONJUNCTION WITH ARCHITECTURAL DRAWING & STRUCTURAL DRAWING .

B. GENERAL NOTES:

1. ALL DIMENSIONS ARE IN MILLIMETRE UNLESS OTHERWISE SPECIFIED.
2. ONLY FIGURED DIMENSIONS SHALL BE FOLLOWED. DIMENSIONS SHALL NOT BE SCALED AND THE BARS SHALL NOT BE COUNTED FROM THE DRAWING.

C. SPECIAL NOTES FOR SLAB:

1. CEMENT CONCRETE SHALL BE OF GRADE M30.
2. ALL REINFORCEMENT SHALL BE OF HIGH STRENGTH DEFORMED BARS CONFORMING TO I.S. 1786-1985 GRADE Fe500 (S.D.).
3. LAP AND ANCHORAGE LENGTH (Ld) of BARS SHALL BE 50 TIMES THE DIA. OF THE BAR LAP SHALL BE STAGGERED AND AVOIDED AT THE POINT OF MAXIMUM BENDING MOMENT.
4. CLEAR COVER TO THE MAIN REINFORCEMENT IN THE SLAB SHALL BE 19 mm.
5. THE REINFORCEMENT IN THE SHORTER SPAN SHALL BE IN FIRST LAYER AND FOR LONGER SPAN SHALL BE IN SECOND LAYER.
6. DISTRIBUTION BAR 8 mm. DIA. WITH 125 mm. CENTER TO CENTER SPACING SHALL BE PROVIDED WHEREVER NOT SPECIFICALLY SHOWN IN THE DRAWING.
7. BRICK WORK: USE OF AAC BLOCK (AUTOCLAVED AERATED CONCRETE BLOCK) IS MANDATORY, NO OTHER BRICK SHALL BE USED.

| REV | DATE | REVISION PARTICULARS | SIGN |
|---|---|---|---|
| 0 | 25-05-16 | ISSUED FOR D.P.R. | |

**ASSAM PROJECT ON FOREST AND BIODIVERSITY CONSERVATION**

WORK:-

PROPOSED CONSTRUCTION OF NEW RESIDENTIAL COMPLEX

SENIOR LEVEL OFFICER

DRAWING:-

LAYOUT & DETAILS OF SLAB AT LVL-I

CONSULTANT:

architects collaborative
PROJECT CONSULTANT
ARCHITECTS ENGINEERS
CHANDMARI ,GUWAHATI-3

| DEALT BY | | CHECKED BY | DATE | SCALE | DRG. NO. |
|---|---|---|---|---|---|
| Architect | Drawn | | 06-05-16 | SCALE TO FIT | SLO/S-06 |
| Ar. R.Baishya | Ranjit | | | | REV - 00 |

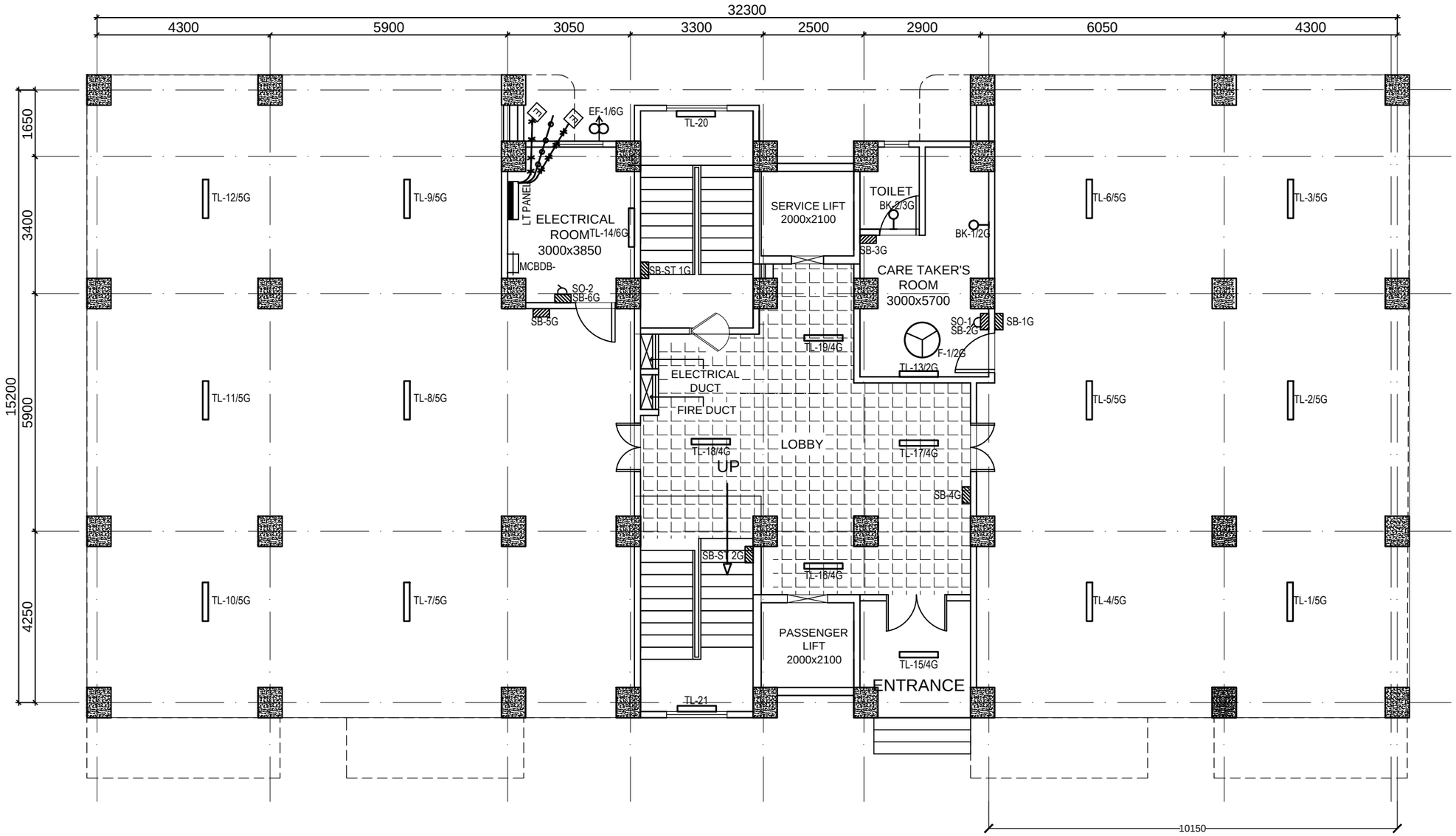


# GROUND FLOOR PLAN

| REV | DATE | REVISION PARTICULARS | SIGN |
|---|---|---|---|
| 0 | 25-05-16 | ISSUED FOR DPR | |

**ASSAM PROJECT**
**ON**
**FOREST AND BIODIVERSITY CONSERVATION**

WORK:-

PROPOSED CONSTRUCTION OF NEW RESIDENTIAL COMPLEX

SENIOR LEVEL OFFICER

DRAWING:-

ELECTRICAL LAYOUT OF GROUND FLOOR

CONSULTANT:-

architects collaborative
PROJECT CONSULTANT
ARCHITECTS ENGINEERS
CHANDMARI ,GUWAHATI-3

| ARCHITECT | DRAWN | DATE | SCALE | DRG NO |
|---|---|---|---|---|
| Ar. R. BAISHYA<br>Ms. R Deka | Bidisha | | SCALE TO FIT | SLO/EL-01<br>REV-0 |

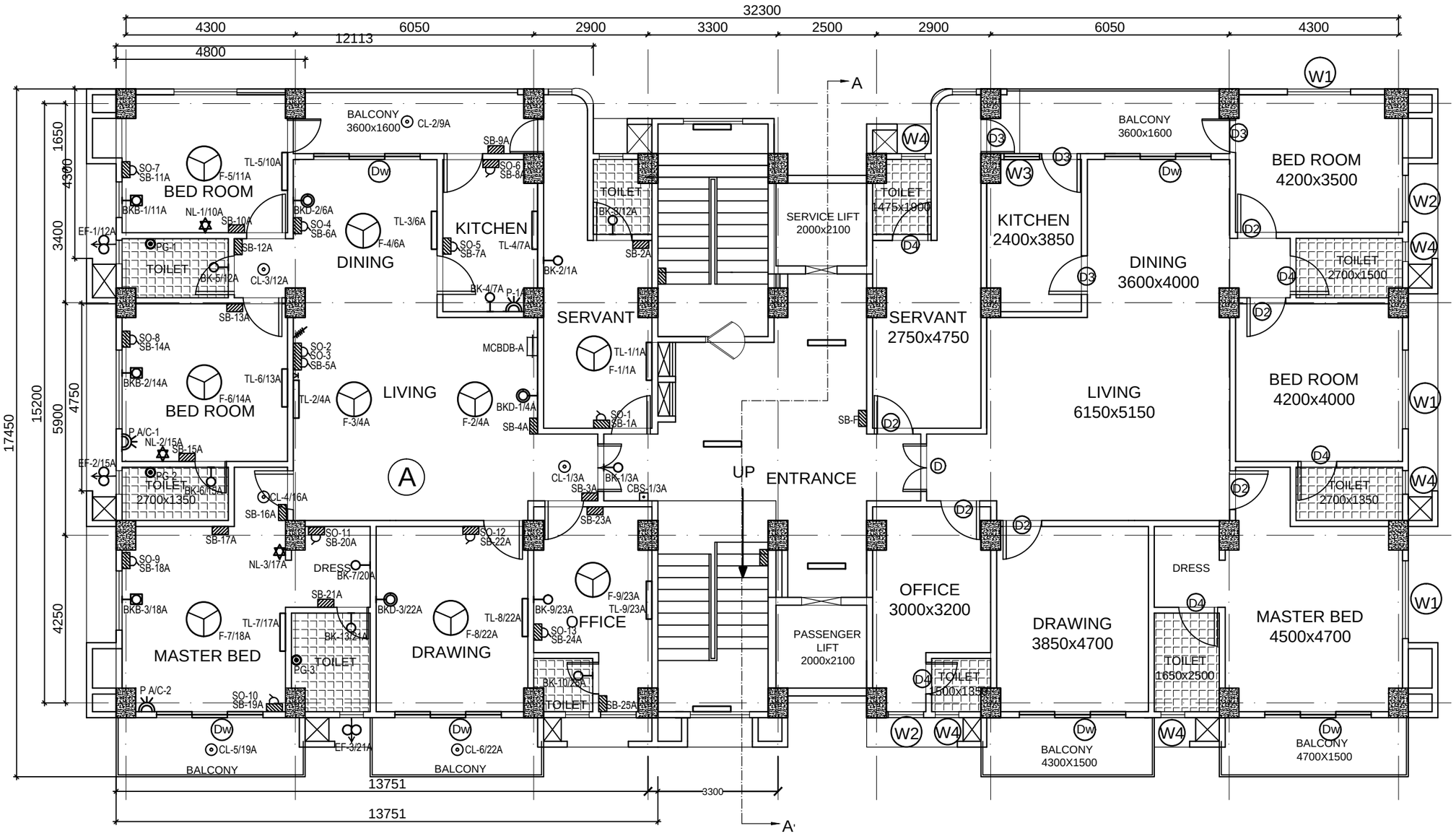


# TYPICAL FLOOR PLAN ( FROM FIRST TO NINTH FLOOR)

| REV | DATE | REVISION PARTICULARS | SIGN |
|---|---|---|---|
| 0 | 25-05-16 | ISSUED FOR DPR | |

**ASSAM PROJECT ON FOREST AND BIODIVERSITY CONSERVATION**

WORK:-

PROPOSED CONSTRUCTION OF NEW RESIDENTIAL COMPLEX

SENIOR LEVEL OFFICER

DRAWING:-

ELECTRICAL LAYOUT OF TYPICAL FLOOR (FROM FIRST TO NINTH FLOOR)

CONSULTANT:-

architects collaborative

PROJECT CONSULTANT
ARCHITECTS ENGINEERS
CHANDMARI ,GUWAHATI-3

| ARCHITECT | DRAWN | DATE | SCALE | DRG NO |
|---|---|---|---|---|
| Ar. R. BAISHYA<br>Ms. R Deka | Bidisha | | SCALE TO FIT | SLO/EL-02<br>REV-0 |

**NOTE:-**

ALL DIMENSIONS ARE IN MM UNLESS OTHERWISE MENTIONED.

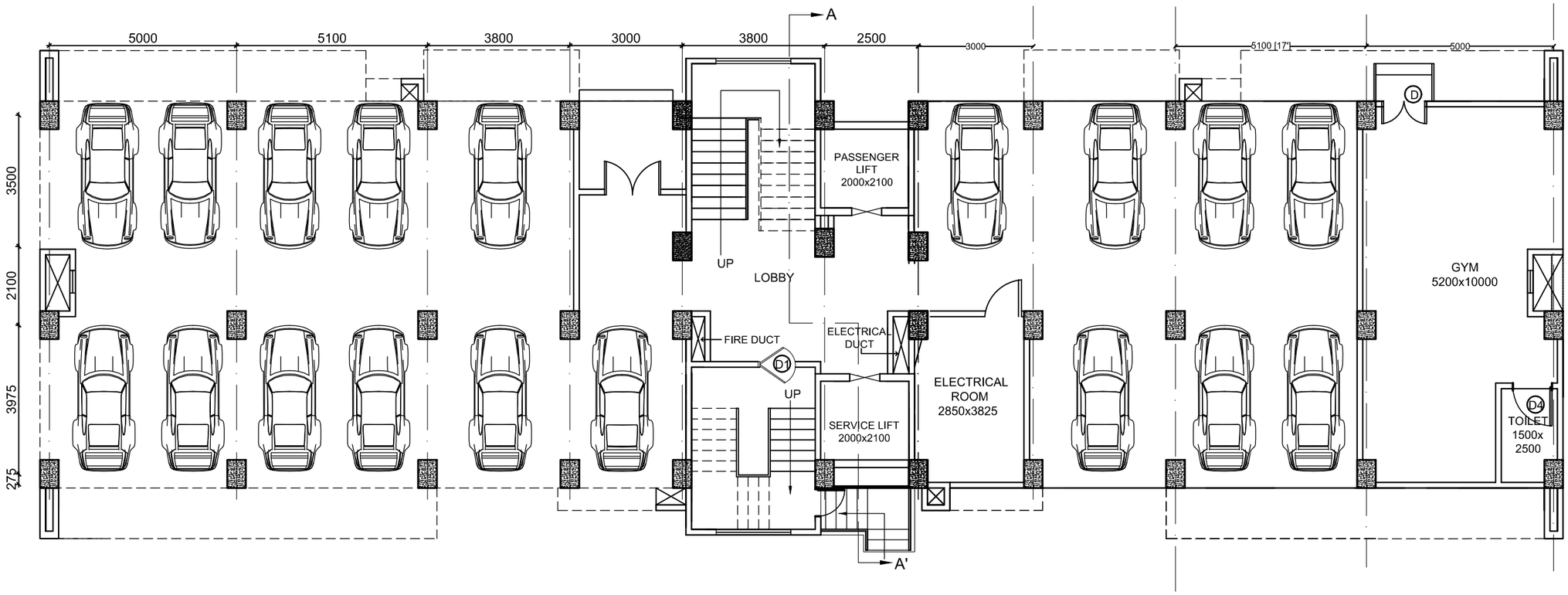


## GROUND FLOOR PLAN

## BUILT- UP AREA STATEMENT

**GROUND FLOOR: 337.00 SQ.M**
**TYPICAL FLOOR: 3400.00 SQ.M**
**(1st TO 8th FLOOR)**

**TOTAL AREA: 3777.00 SQ.M**

| REV | DATE | REVISION PARTICULARS | SIGN |
|---|---|---|---|
| 0 | 25-05-16 | ISSUED FOR DPR | |

**ASSAM PROJECT**
**ON**
**FOREST AND BIODIVERSITY CONSERVATION**

WORK:-
CONSTRUCTION OF NEW RESIDENTIAL COMPLEX
AT REHABARI GUWAHATI-8

MIDDLE LEVEL OFFICER

DRAWING:-
GROUND FLOOR PLAN

CONSULTANT:-
architects collaborative
PROJECT CONSULTANT
ARCHITECTS ENGINEERS
CHANDMARI ,GUWAHATI-3

| ARCHITECT | DRAWN | DATE | SCALE | DRG NO |
|---|---|---|---|---|
| Ar. R. BAISHYA<br>Ms. R Deka | RIKITASA | 06-05-16 | SCALE TO FIT | MLO/A-04<br>REV-0 |

**NOTE:-**

ALL DIMENSIONS ARE IN MM UNLESS OTHERWISE MENTIONED.

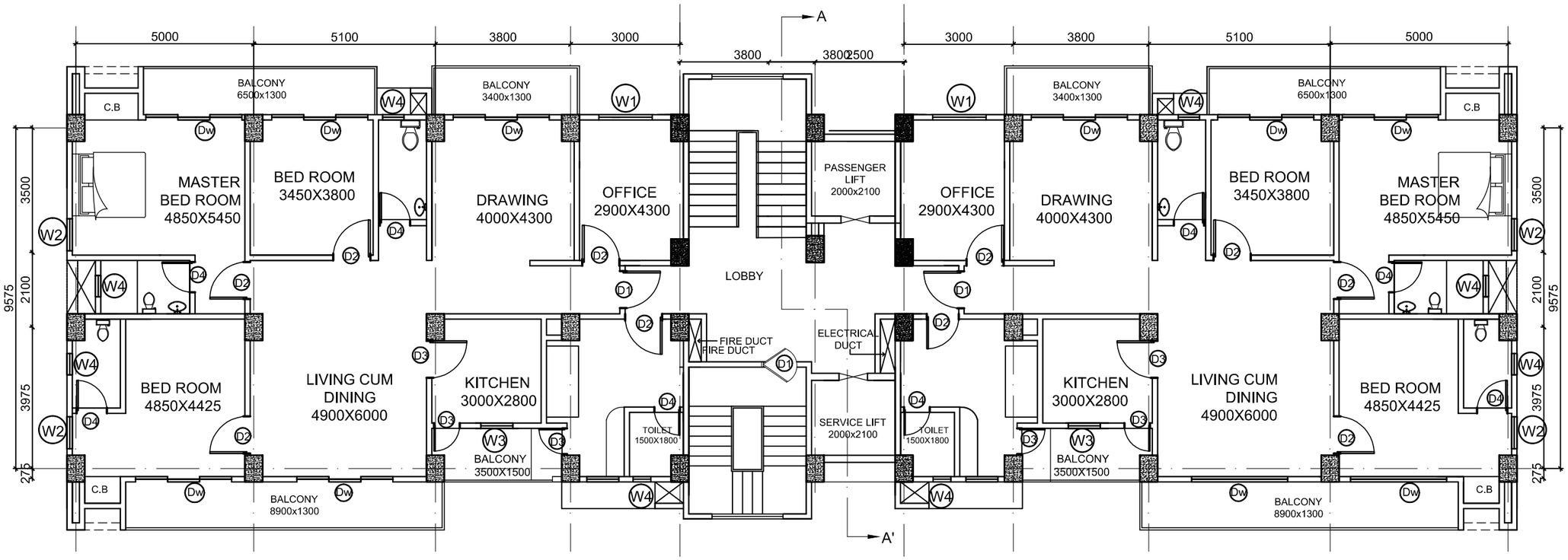


TYPICAL FLOOR PLAN (FROM FIRST FLOOR TO SEVENTH FLOOR)

| REV | DATE | REVISION PARTICULARS | SIGN |
|---|---|---|---|
| 0 | 25-05-16 | ISSUED FOR DPR | |

**ASSAM PROJECT**
**ON**
**FOREST AND BIODIVERSITY CONSERVATION**

WORK:-

CONSTRUCTION OF NEW RESIDENTIAL COMPLEX
AT REHABARI GUWAHATI-8

MIDDLE LEVEL OFFICER

DRAWING:-

TYPICAL FLOOR PLAN
( FROM FIRST FLOOR TO SEVENTH FLOOR )

CONSULTANT:-

architects collaborative
PROJECT CONSULTANT
ARCHITECTS ENGINEERS
CHANDMARI ,GUWAHATI-3

| ARCHITECT | DRAWN | DATE | SCALE | DRG NO |
|---|---|---|---|---|
| Ar. R. BAISHYA<br>Ms. R Deka | RIKITASA | 06-05-16 | SCALE TO FIT | MLO/A-05<br>REV-0 |

**NOTE:-**

ALL DIMENSIONS ARE IN MM UNLESS OTHERWISE MENTIONED.

FRONT ELEVATION

| REV | DATE | REVISION PARTICULARS | SIGN |
|---|---|---|---|
| 0 | 25-05-16 | ISSUED FOR DPR | |

# ASSAM PROJECT ON FOREST AND BIODIVERSITY CONSERVATION

WORK:-

CONSTRUCTION OF NEW RESIDENTIAL COMPLEX AT REHABARI GUWAHATI-8

MIDDLE LEVEL OFFICER

DRAWING:-

FRONT ELEVATION

CONSULTANT:-

architects collaborative

PROJECT CONSULTANT
ARCHITECTS ENGINEERS

CHANDMARI ,GUWAHATI-3

| ARCHITECT | DRAWN | DATE | SCALE | DRG NO |
|---|---|---|---|---|
| Ar. R. BAISHYA<br>Ms. R Deka | RIKITASA | 06-05-16 | SCALE TO FIT | MLO/A-07<br>REV-0 |

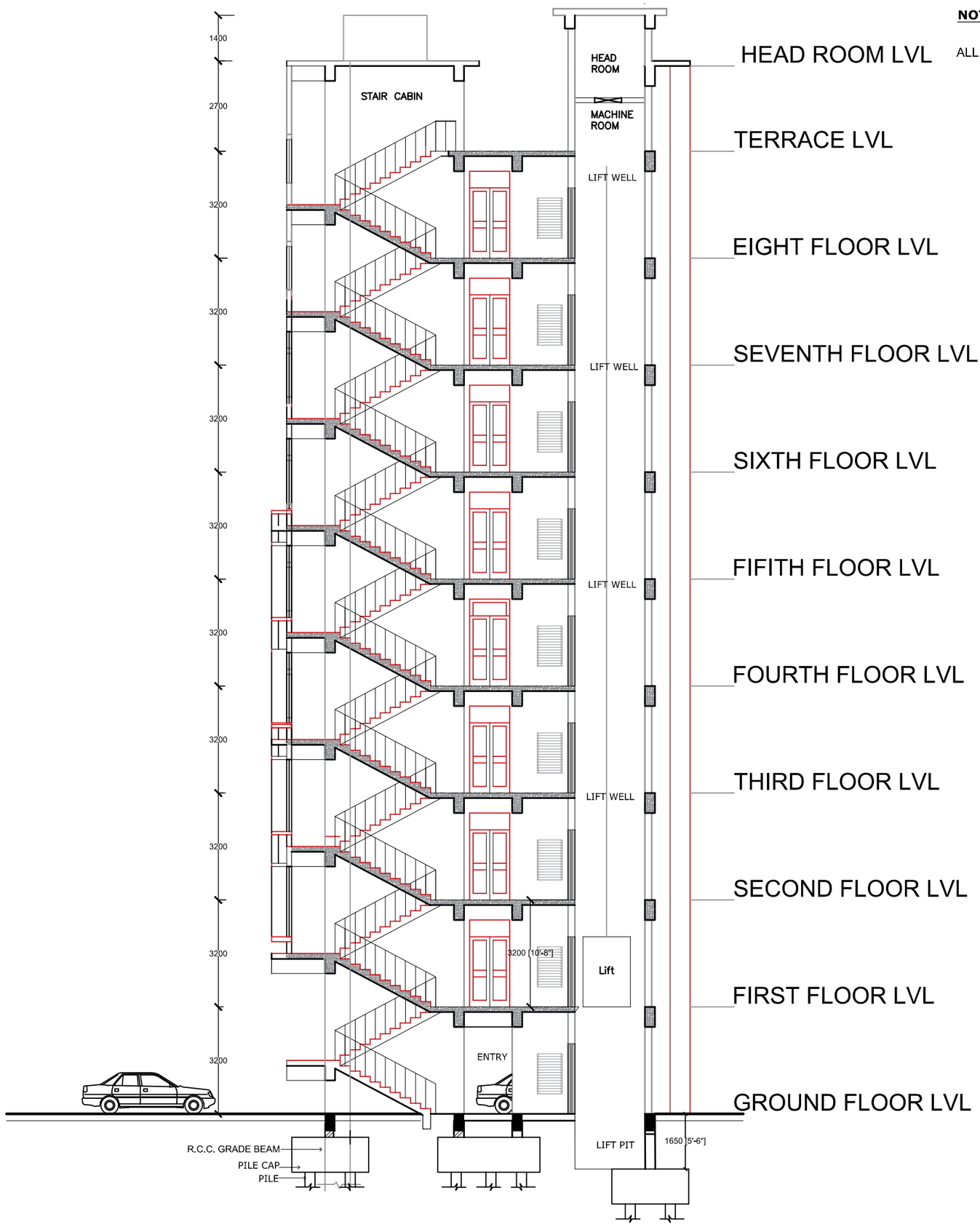


## SECTION AA'

**NOTE:-**

ALL DIMENSIONS ARE IN MM UNLESS OTHERWISE MENTIONED.

| REV | DATE | REVISION PARTICULARS | SIGN |
|---|---|---|---|
| 0 | 25-05-16 | ISSUED FOR DPR | |

**ASSAM PROJECT ON FOREST AND BIODIVERSITY CONSERVATION**

WORK:-
CONSTRUCTION OF NEW RESIDENTIAL COMPLEX AT REHABARI GUWAHATI-8
MIDDLE LEVEL OFFICER

DRAWING:-
SECTION AA'

CONSULTANT:-
architects collaborative
PROJECT CONSULTANT
ARCHITECTS ENGINEERS
CHANDMARI ,GUWAHATI-3

| ARCHITECT | DRAWN | DATE | SCALE | DRG NO |
|---|---|---|---|---|
| Ar. R. BAISHYA<br>Ms. R Deka | TERESA | 06-05-16 | SCALE TO FIT | MLO/A-08<br>REV-0 |

**NOTE:-**

ALL DIMENSIONS ARE IN MM UNLESS OTHERWISE MENTIONED.

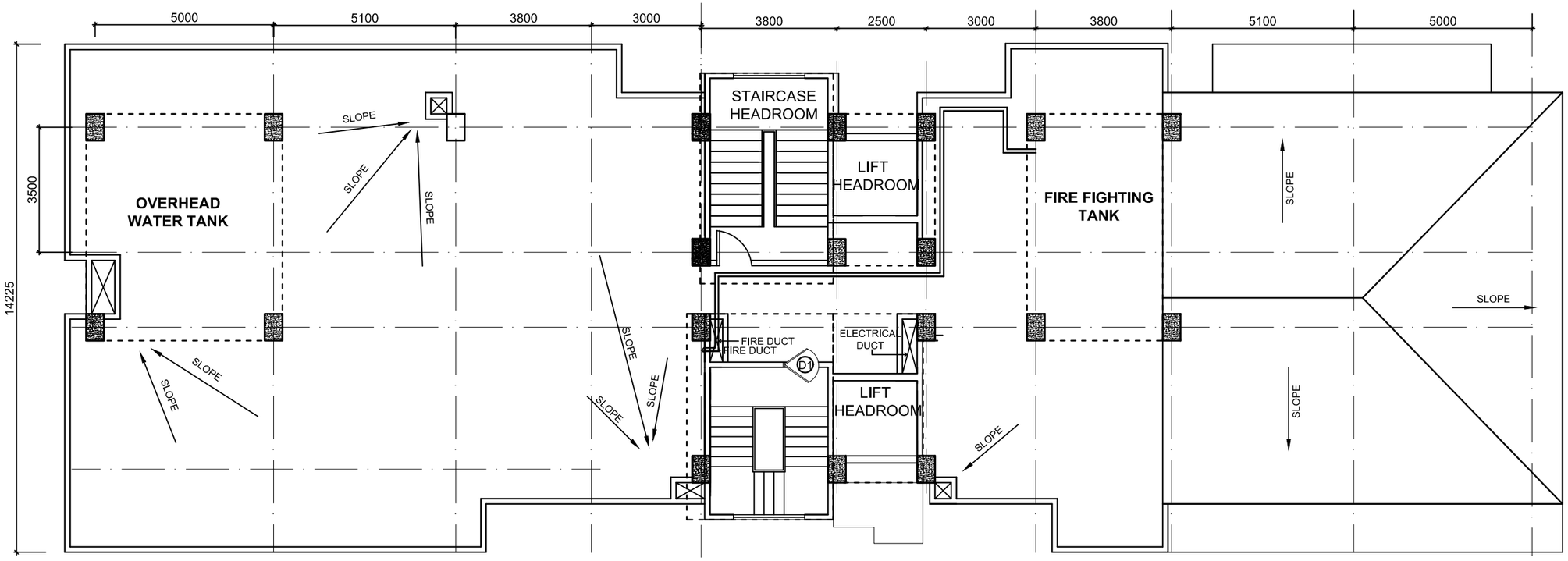


TERRACE FLOOR PLAN

| REV | DATE | REVISION PARTICULARS | SIGN |
|---|---|---|---|
| 0 | 25-05-16 | ISSUED FOR DPR | |

**ASSAM PROJECT ON FOREST AND BIODIVERSITY CONSERVATION**

WORK:-
CONSTRUCTION OF NEW RESIDENTIAL COMPLEX AT REHABARI GUWAHATI-8

MIDDLE LEVEL OFFICER

DRAWING:-
TERRACE PLAN

CONSULTANT:-
architects collaborative
PROJECT CONSULTANT
ARCHITECTS ENGINEERS

| ARCHITECT | DRAWN | DATE | SCALE | DRG NO |
|---|---|---|---|---|
| Ar. R. BAISHYA<br>Ms. R Deka | TERESA | 06-05-16 | SCALE TO FIT | MLO/A-09<br>REV-0 |

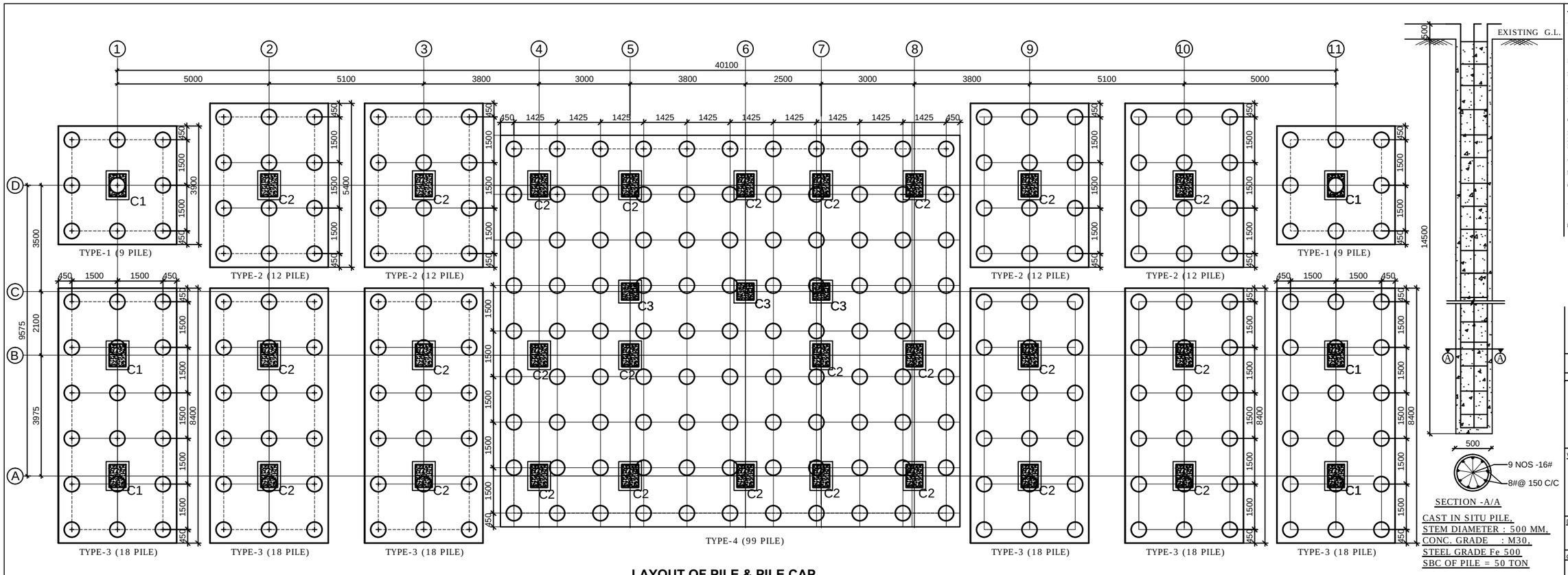


## LAYOUT OF PILE & PILE CAP







SECTION -A/A

CAST IN SITU PILE,
STEM DIAMETER : 500 MM,
CONC. GRADE : M30,
STEEL GRADE Fe 500
SBC OF PILE = 50 TON

**NOTES:-**

A. **REFERENCES:**

THIS DRAWING SHOULD BE READ IN CONJUNCTION WITH RELEVANT ARCHITECTURAL DRAWINGS & STRUCTURAL DRAWING S-01.

B. **GENERAL NOTES:**

1. ALL DIMENSIONS ARE IN MILLIMETER, UNLESS OTHERWISE SPECIFIED.
2. ONLY FIGURED DIMENSIONS SHALL BE FOLLOWED. DIMENSIONS SHALL NOT BE SCALED.
3. ANY DISCREPANCY IN THE DRAWING, SHALL BE BROUGHT TO THE NOTICE OF THE CONSULTANT BEFORE EXECUTION .

C. **SPECIAL NOTES:**

1. GRADE OF CONCRETE : M 30.
2. STEEL GRADE : Fe = 500 N/mm2. (SUPER DUCTILE)
3. CLEAR COVERS OF PILE CAP - 100MM & COLUMN - 30MM
4. LAP AND ANCHORAGE LENGTH OF BARS SHALL BE 57 TIMES THE DIA. OF THE BARS.
5. MINIMUM DISTANCE BETWEEN TWO LAPPED SECTION SHALL NOT BE LESS THAN 1.5 TIMES DEVELOPMENT LENGTH (Ld).
6. FOR LIFT PIT TOP OF PILE CAP UNDER COLUMN NO BE 1650 FROM THE PARKING LEVEL
7. BRICK WORK: USE OF AAC BLOCK (AUTOCLAVED AERATED CONCRETE BLOCK) IS MANDATORY, NO OTHER BRICK SHALL BE USED.
8. **BEFORE EXECUTION THE SBC OF PILE SHOULD BE CHECKED BY CONDUCTING INITIAL PILE LOAD TEST. ANY VARIATION MAY REQUIRED REVISION OF PILE LAYOUT**

| REV | DATE | REVISION PARTICULARS | SIGN |
|---|---|---|---|
| 0 | 25-05-16 | ISSUED FOR D.P.R. | |

**ASSAM PROJECT**
**ON**
**FOREST AND BIODIVERSITY CONSERVATION**

WORK:-
PROPOSED CONSTRUCTION OF NEW RESIDENTIAL COMPLEX

MIDDLE LEVEL OFFICER

DRAWING:-
LAYOUT OF PILE & PILE CAP

CONSULTANT:
architects collaborative
PROJECT CONSULTANT
ARCHITECTS ENGINEERS
CHANDMARI ,GUWAHATI-3

| DEALT BY | | CHECKED BY | DATE | SCALE | DRG. NO. |
|---|---|---|---|---|---|
| Architect | Drawn | | 06-05-16 | SCALE TO FIT | MLO/S-01 |
| Ar. R.Baishya | Pidolito | | | | REV - 00 |

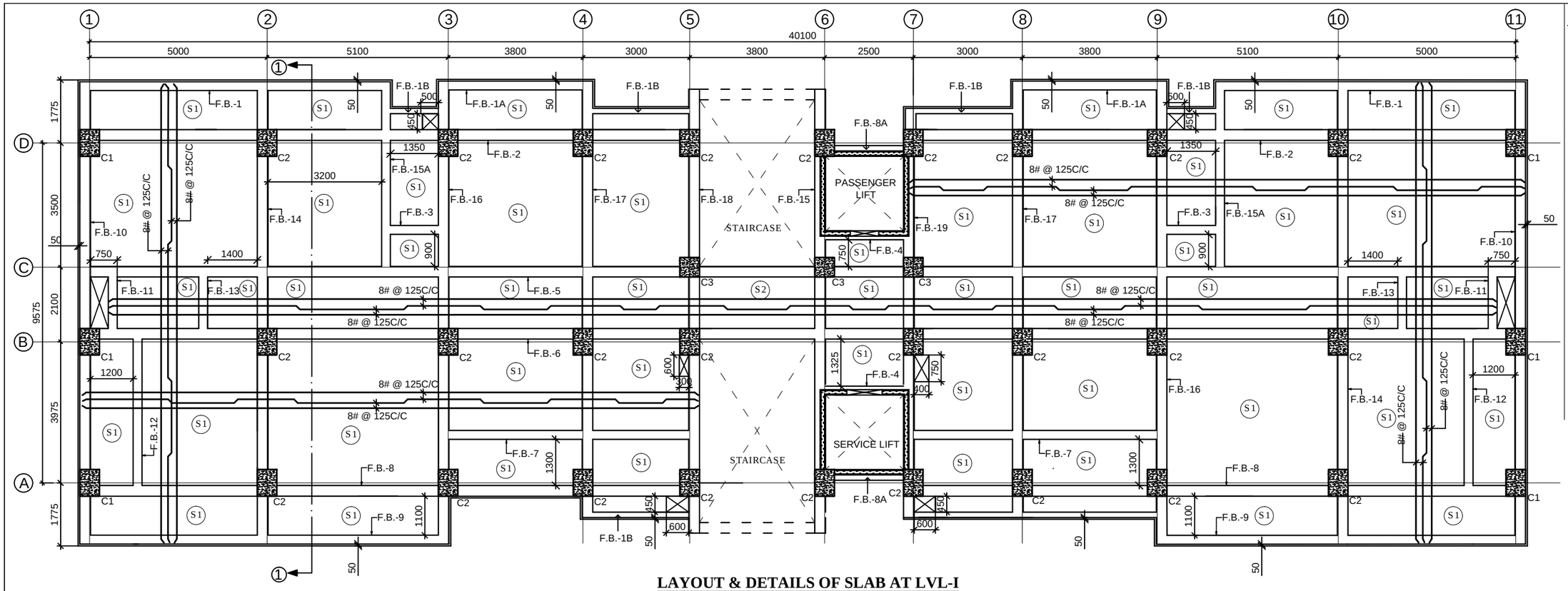


## LAYOUT & DETAILS OF SLAB AT LVL-I

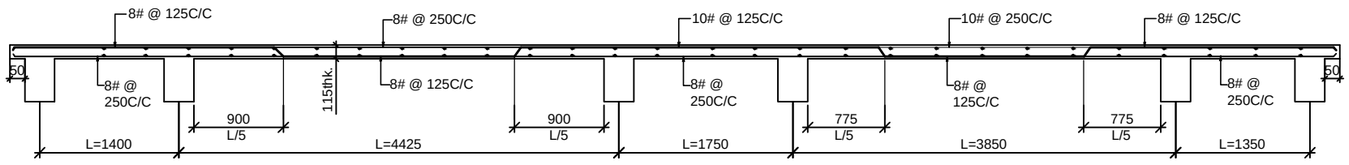


## SLAB SECTION:-1-1

SCALE = 1:50

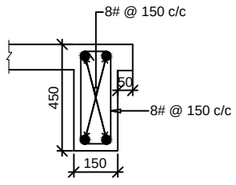


## SECTION:- A-A

## SLAB SCHEDULE:-

| SLAB TYPE | SLAB THICK | BAR IN SHORT SPAN | BAR IN LONG SPAN |
|---|---|---|---|
| S1 | 115 | 8# @125 C/C. | 8# @125 C/C. |
| S2 | 150 | 12# @110 C/C. | 8# @125 C/C. |

**NOTES:-**

A. REFERENCES :

THIS DRAWING SHOULD BE READ IN CONJUNCTION WITH ARCHITECTURAL DRAWING & STRUCTURAL DRAWING .

B. GENERAL NOTES:

1. ALL DIMENSIONS ARE IN MILLIMETRE UNLESS OTHERWISE SPECIFIED.
2. ONLY FIGURED DIMENSIONS SHALL BE FOLLOWED. DIMENSIONS SHALL NOT BE SCALED AND THE BARS SHALL NOT BE COUNTED FROM THE DRAWING.

C. SPECIAL NOTES FOR SLAB:

1. CEMENT CONCRETE SHALL BE OF GRADE M30.
2. ALL REINFORCEMENT SHALL BE OF HIGH STRENGTH DEFORMED BARS CONFORMING TO I.S. 1786-1985 GRADE Fe500 (S.D.).
3. LAP AND ANCHORAGE LENGTH (Ld) of BARS SHALL BE 50 TIMES THE DIA. OF THE BAR LAP SHALL BE STAGGERED AND AVOIDED AT THE POINT OF MAXIMUM BENDING MOMENT.
4. CLEAR COVER TO THE MAIN REINFORCEMENT IN THE SLAB SHALL BE 19 mm.
5. THE REINFORCEMENT IN THE SHORTER SPAN SHALL BE IN FIRST LAYER AND FOR LONGER SPAN SHALL BE IN SECOND LAYER.
6. DISTRIBUTION BAR 8 mm. DIA. WITH 125 mm. CENTER TO CENTER SPACING SHALL BE PROVIDED WHEREVER NOT SPECIFICALLY SHOWN IN THE DRAWING.
7. BRICK WORK USE AAC BRICK (AUTOCLAVED AERATED CONCRETE BLOCK) IS MANDATORY, NO OTHER BRICK SHALL BE USED.

| REV | DATE | REVISION PARTICULARS | SIGN |
|---|---|---|---|
| 0 | 25-05-16 | ISSUED FOR D.P.R. | |

**ASSAM PROJECT ON FOREST AND BIODIVERSITY CONSERVATION**

WORK:-

PROPOSED CONSTRUCTION OF NEW RESIDENTIAL COMPLEX

MIDDLE LEVEL OFFICER

DRAWING:-

LAYOUT & DETAILS OF SLAB AT LVL-I

CONSULTANT:

architects collaborative
PROJECT CONSULTANT
ARCHITECTS ENGINEERS
CHANDMARI ,GUWAHATI-3

| DEALT BY | | CHECKED BY | DATE | SCALE | DRG. NO. |
|---|---|---|---|---|---|
| Architect | Drawn | | 06-05-16 | SCALE TO FIT | MLO/S-07 |
| Ar. R.Baishya | Plabita | | | | REV - 00 |

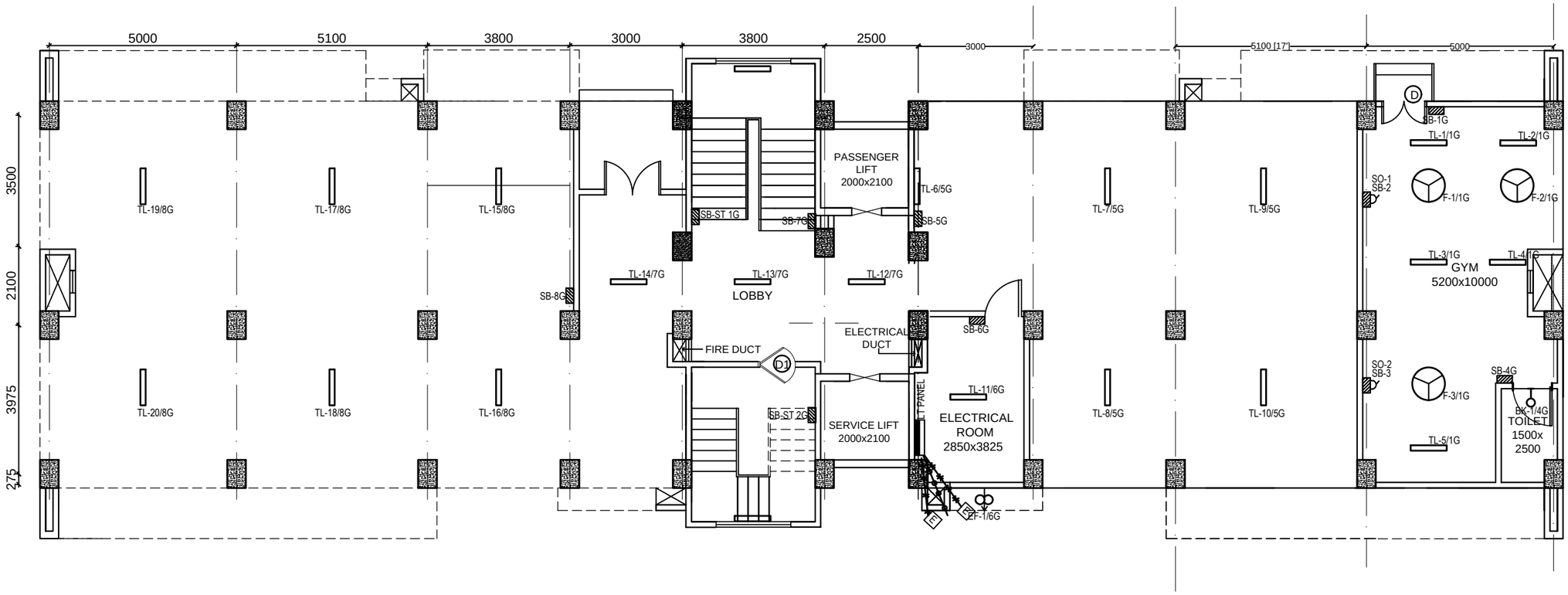


# ELECTRICAL LAYOUT OF GROUND FLOOR PLAN

| REV | DATE | REVISION PARTICULARS | SIGN |
|---|---|---|---|
| 0 | 25-05-16 | ISSUED FOR DPR | |

**ASSAM PROJECT**
**ON**
**FOREST AND BIODIVERSITY**
**CONSERVATION**

WORK:-
PROPOSED CONSTRUCTION OF
NEW RESIDENTIAL COMPLEX

MIDDLE LEVEL OFFICER

DRAWING:-
ELECTRICAL LAYOUT OF GROUND FLOOR

CONSULTANT:-
architects
collaborative
PROJECT CONSULTANT
ARCHITECTS ENGINEERS
CHANDMARI ,GUWAHATI-3

| ARCHITECT | DRAWN | DATE | SCALE | DRG NO |
|---|---|---|---|---|
| Ar. R. BAISHYA<br>Ms. R Deka | Bidisha | 12-05-16 | SCALE TO FIT | MLO/EL-01<br>REV-0 |

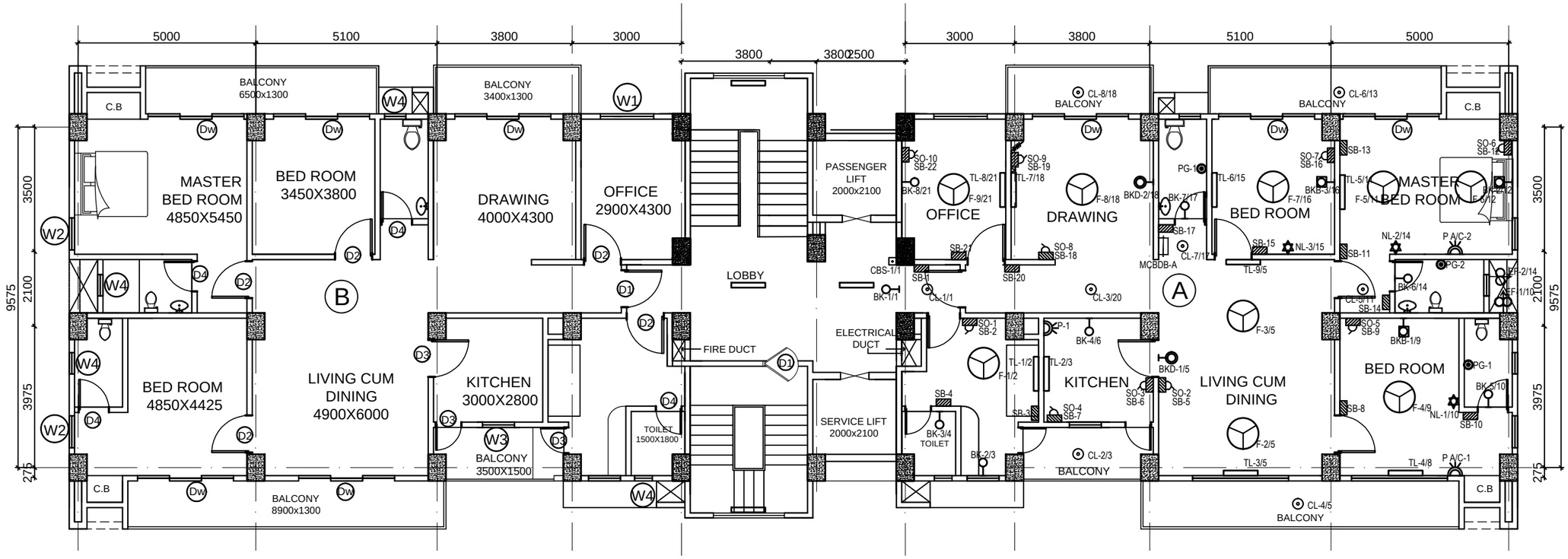


# TYPICAL FLOOR PLAN (FROM FIRST FLOOR TO SEVENTH FLOOR)

| REV | DATE | REVISION PARTICULARS | SIGN |
|---|---|---|---|
| 0 | 25-05-16 | ISSUED FOR DPR | |

**ASSAM PROJECT**
**ON**
**FOREST AND BIODIVERSITY CONSERVATION**

WORK:-

PROPOSED CONSTRUCTION OF
NEW RESIDENTIAL COMPLEX

MIDDLE LEVEL OFFICER

DRAWING:-

ELECTRICAL LAYOUT OF TYPICAL FLOOR
( FROM FIRST FLOOR TO SEVENTH FLOOR )

CONSULTANT:-

architects
collaborative

PROJECT CONSULTANT
ARCHITECTS ENGINEERS

CHANDMARI ,GUWAHATI-3

| ARCHITECT | DRAWN | DATE | SCALE | DRG NO |
|---|---|---|---|---|
| Ar. R. BAISHYA<br>Ms. R Deka | Bidisha | 12-05-16 | SCALE TO FIT | MLO/EL-02<br>REV-0 |

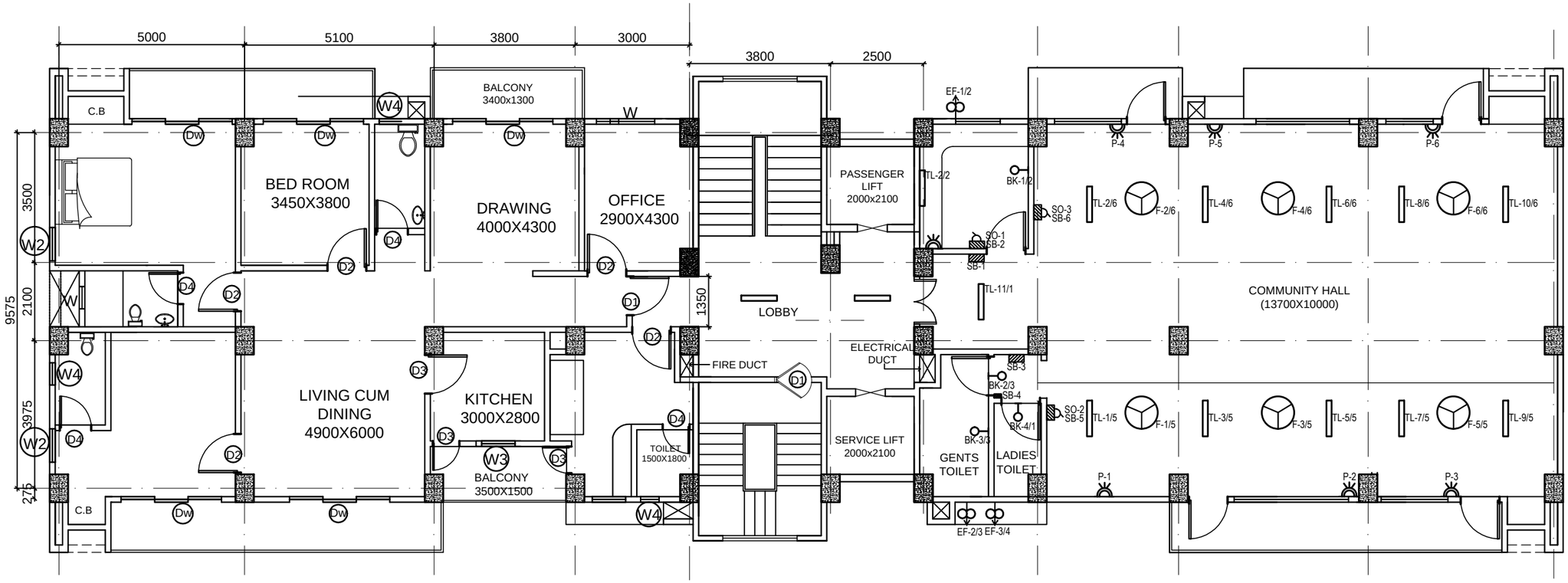


# EIGHTH FLOOR PLAN

| REV | DATE | REVISION PARTICULARS | SIGN |
|---|---|---|---|
| 0 | 25-05-16 | ISSUED FOR DPR | |

**ASSAM PROJECT**
**ON**
**FOREST AND BIODIVERSITY**
**CONSERVATION**

WORK:-

PROPOSED CONSTRUCTION OF
NEW RESIDENTIAL COMPLEX

MIDDLE LEVEL OFFICER

DRAWING:-

ELECTRICAL LAYOUT OF EIGHTH FLOOR

CONSULTANT:-

architects
collaborative
PROJECT CONSULTANT
ARCHITECTS ENGINEERS
CHANDMARI ,GUWAHATI-3

| ARCHITECT | DRAWN | DATE | SCALE | DRG NO |
|---|---|---|---|---|
| Ar. R. BAISHYA<br>Ms. R Deka | Bidisha | 12-05-16 | SCALE TO FIT | MLO/EL-03<br>REV-0 |

**NOTE:-**

ALL DIMENSIONS ARE IN MM UNLESS OTHERWISE MENTIONED.

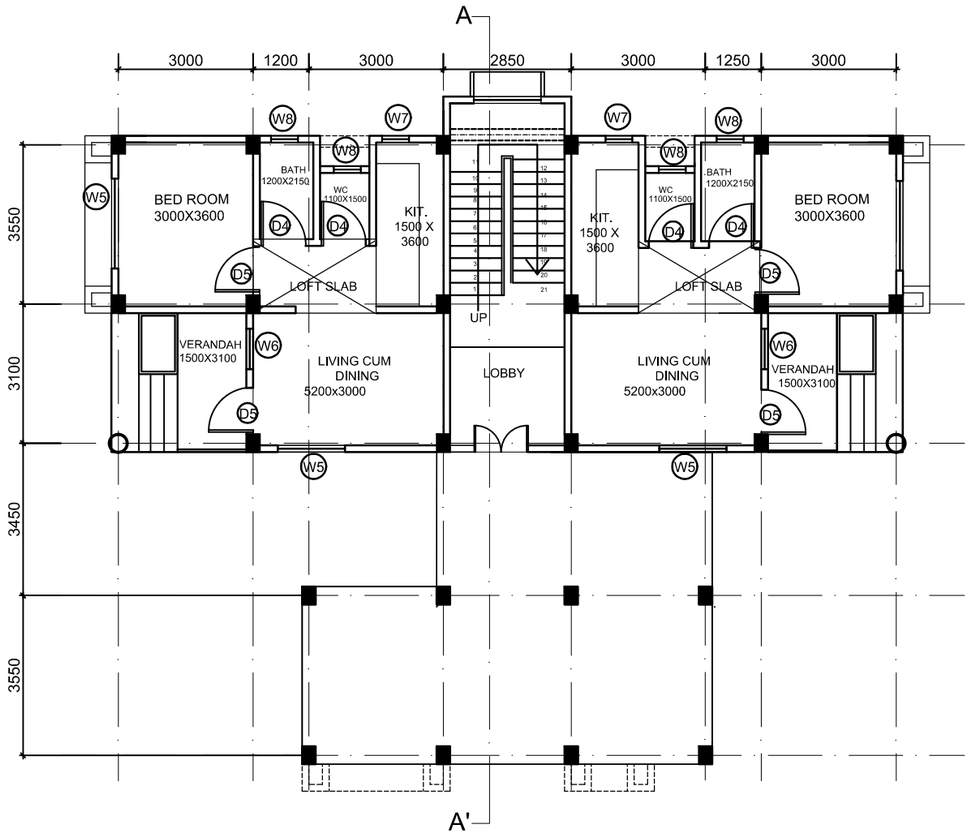


GROUND FLOOR PLAN

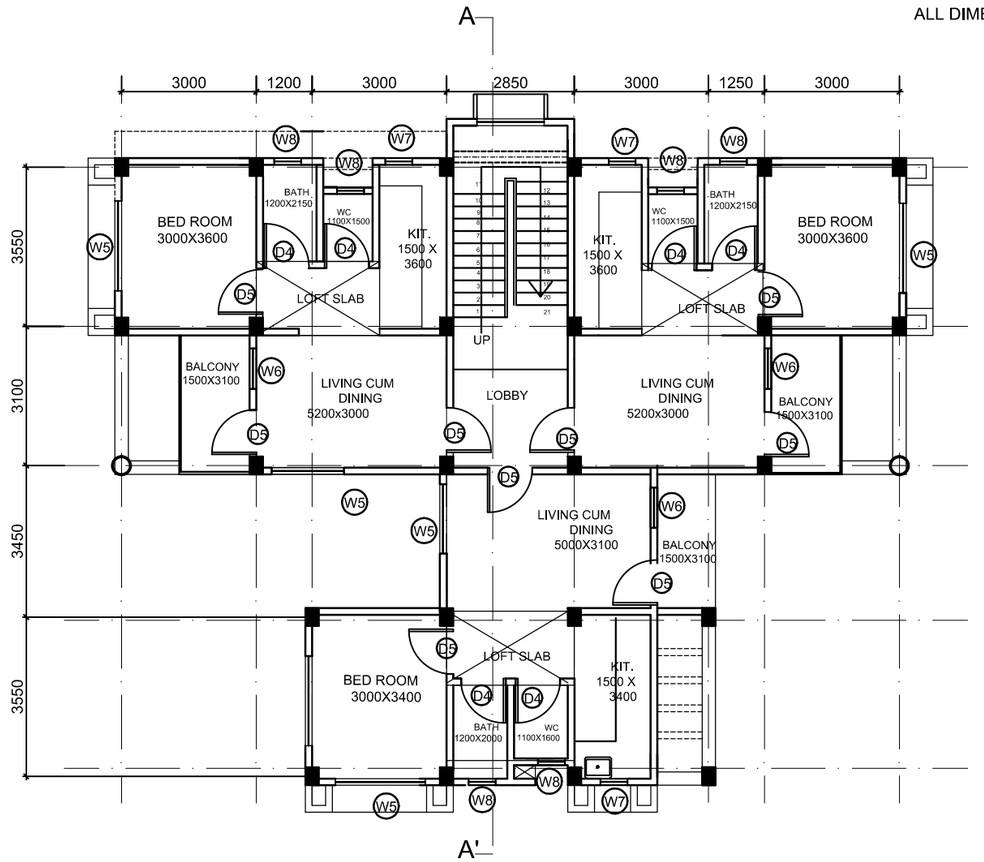


TYPICAL FLOOR PLAN
(FROM 1ST-3RD FLOOR)

GROUND FLOOR =151.00 SQM
FIRST FLOOR =151.00 SQM
SECOND FLOOR =151.00 SQM
THIRD FLOOR =151.00 SQM

TOTAL AREA =604.00 SQM

BUILT UP AREA PER UNIT =49.00 SQM

| REV | DATE | REVISION PARTICULARS | SIGN |
|---|---|---|---|
| 0 | 25-05-16 | ISSUED FOR DPR | |

**ASSAM PROJECT**
**ON**
**FOREST AND BIODIVERSITY CONSERVATION**

WORK:-
CONSTRUCTION OF NEW RESIDENTIAL COMPLEX
AT REHABARI GUWAHATI-8

LOWER LEVEL STAFF

DRAWING:-
GROUND & FIRST TO THIRD FLOOR PLAN

CONSULTANT:-
architects collaborative
PROJECT CONSULTANT
ARCHITECTS ENGINEERS
CHANDMARI ,GUWAHATI-3

| ARCHITECT | DRAWN | DATE | SCALE | DRG NO |
|---|---|---|---|---|
| Ar. R. BAISHYA<br>Ms. R Deka | RIKITASA | 06-05-16 | SCALE TO FIT | LLS/A-02<br>REV-0 |

**NOTE:-**

ALL DIMENSIONS ARE IN MM UNLESS OTHERWISE MENTIONED.

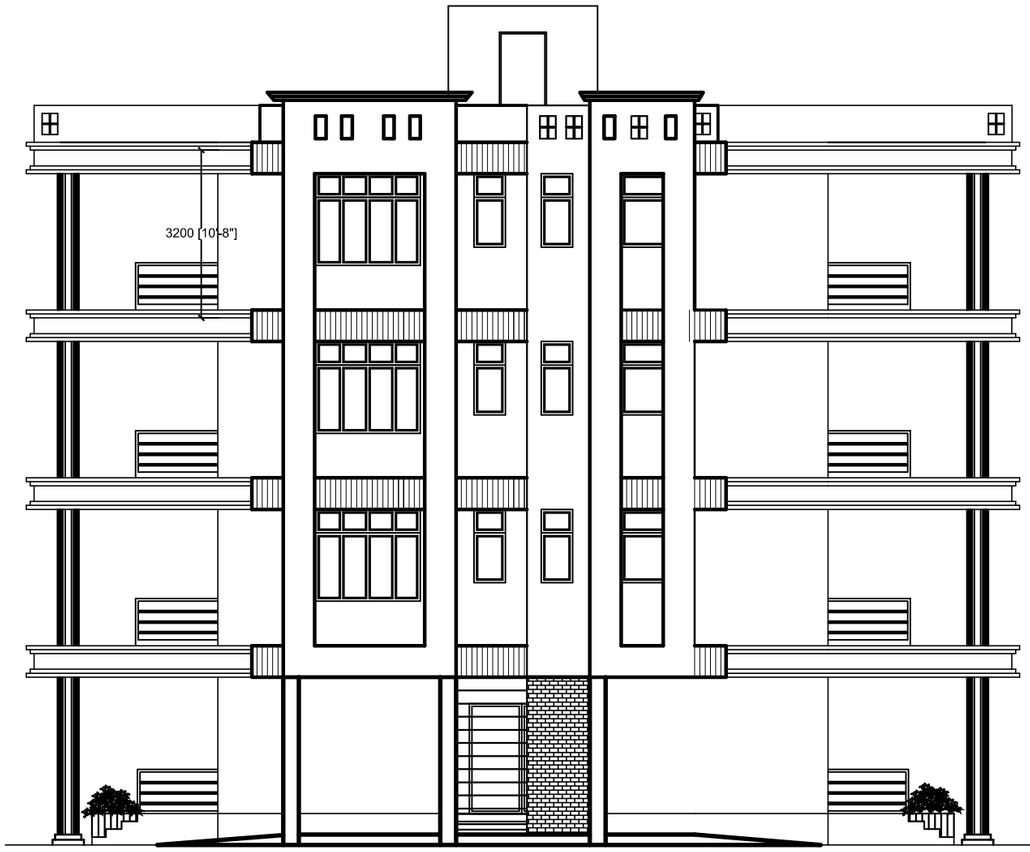


FRONT ELEVATION

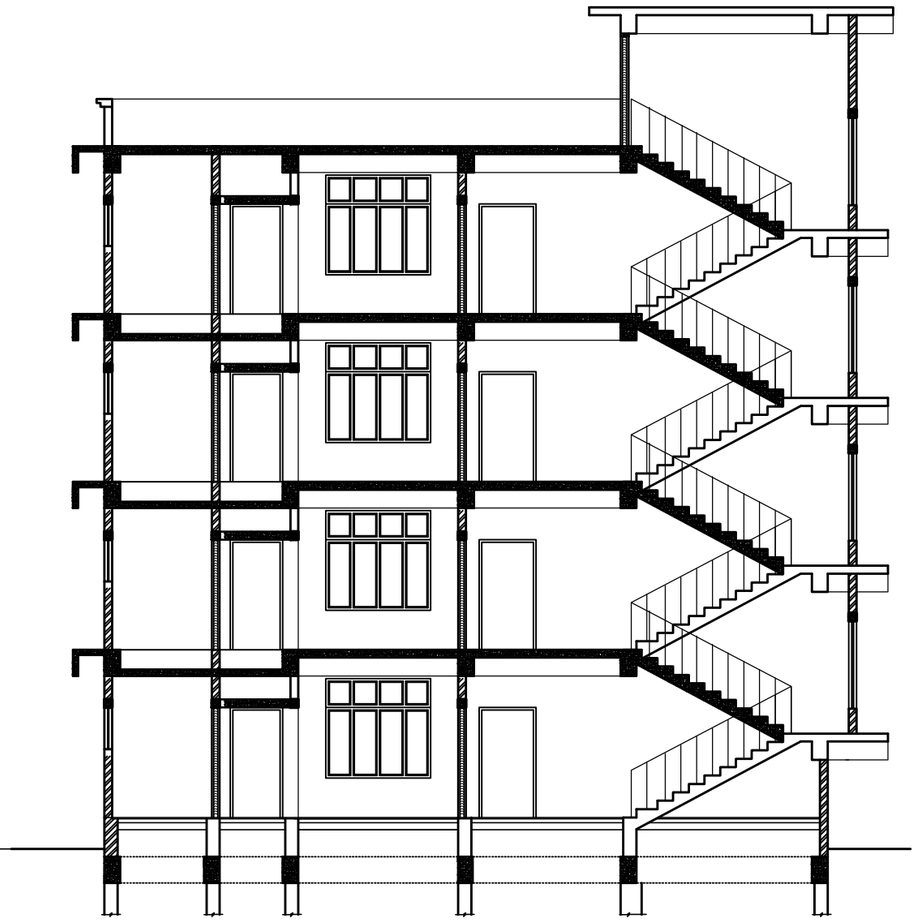

SECTION AA'

| REV | DATE | REVISION PARTICULARS | SIGN |
|---|---|---|---|
| 0 | 25-05-16 | ISSUED FOR DPR | |

# ASSAM PROJECT ON FOREST AND BIODIVERSITY CONSERVATION

WORK:-

CONSTRUCTION OF NEW RESIDENTIAL COMPLEX AT REHABARI GUWAHATI-8

LOWER LEVEL STAFF

DRAWING:-

FRONT ELEVATION & SECTION AA'

CONSULTANT:-

architects collaborative

PROJECT CONSULTANT
ARCHITECTS ENGINEERS

CHANDMARI ,GUWAHATI-3

| ARCHITECT | DRAWN | DATE | SCALE | DRG NO |
|---|---|---|---|---|
| Ar. R. BAISHYA<br>Ms. R Deka | BIDISHA | 06-05-16 | SCALE TO FIT | LLS/A-03<br>REV-0 |

**NOTE:-**

ALL DIMENSIONS ARE IN MM UNLESS OTHERWISE MENTIONED.

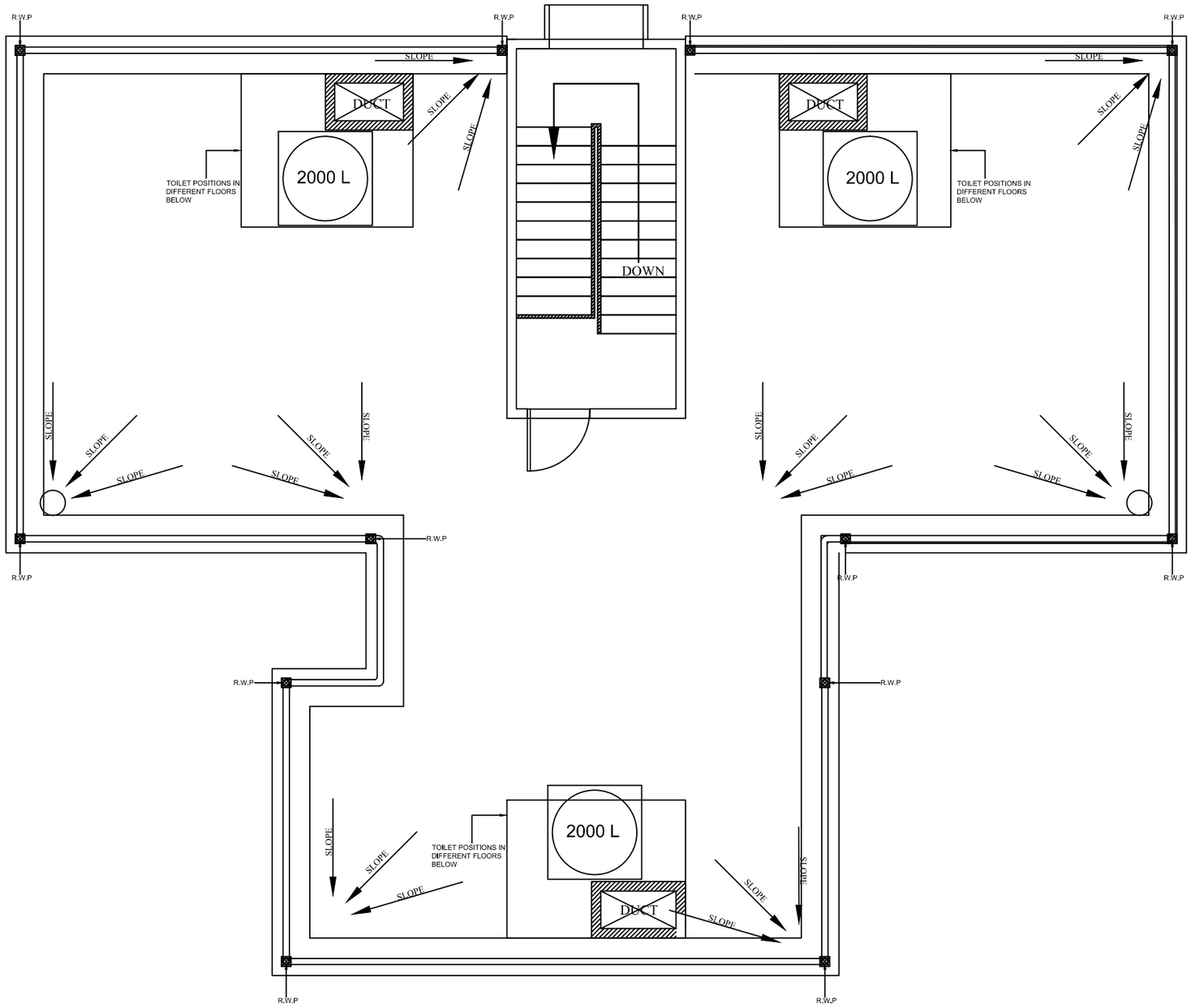


# TERRACE FLOOR PLAN

| REV | DATE | REVISION PARTICULARS | SIGN |
|---|---|---|---|
| 0 | 25-05-16 | ISSUED FOR DPR | |

**ASSAM PROJECT ON FOREST AND BIODIVERSITY CONSERVATION**

WORK:-

CONSTRUCTION OF NEW RESIDENTIAL COMPLEX AT REHABARI GUWAHATI-8

LOWER LEVEL STAFF

DRAWING:-

TERRACE PLAN

CONSULTANT:-

architects collaborative

PROJECT CONSULTANT

ARCHITECTS ENGINEERS

CHANDMARI ,GUWAHATI-3

| ARCHITECT | DRAWN | DATE | SCALE | DRG NO |
|---|---|---|---|---|
| Ar. R. BAISHYA<br>Ms. R Deka | BIDISHA | 06-05-16 | SCALE TO FIT | LLS/A-04<br>REV-0 |

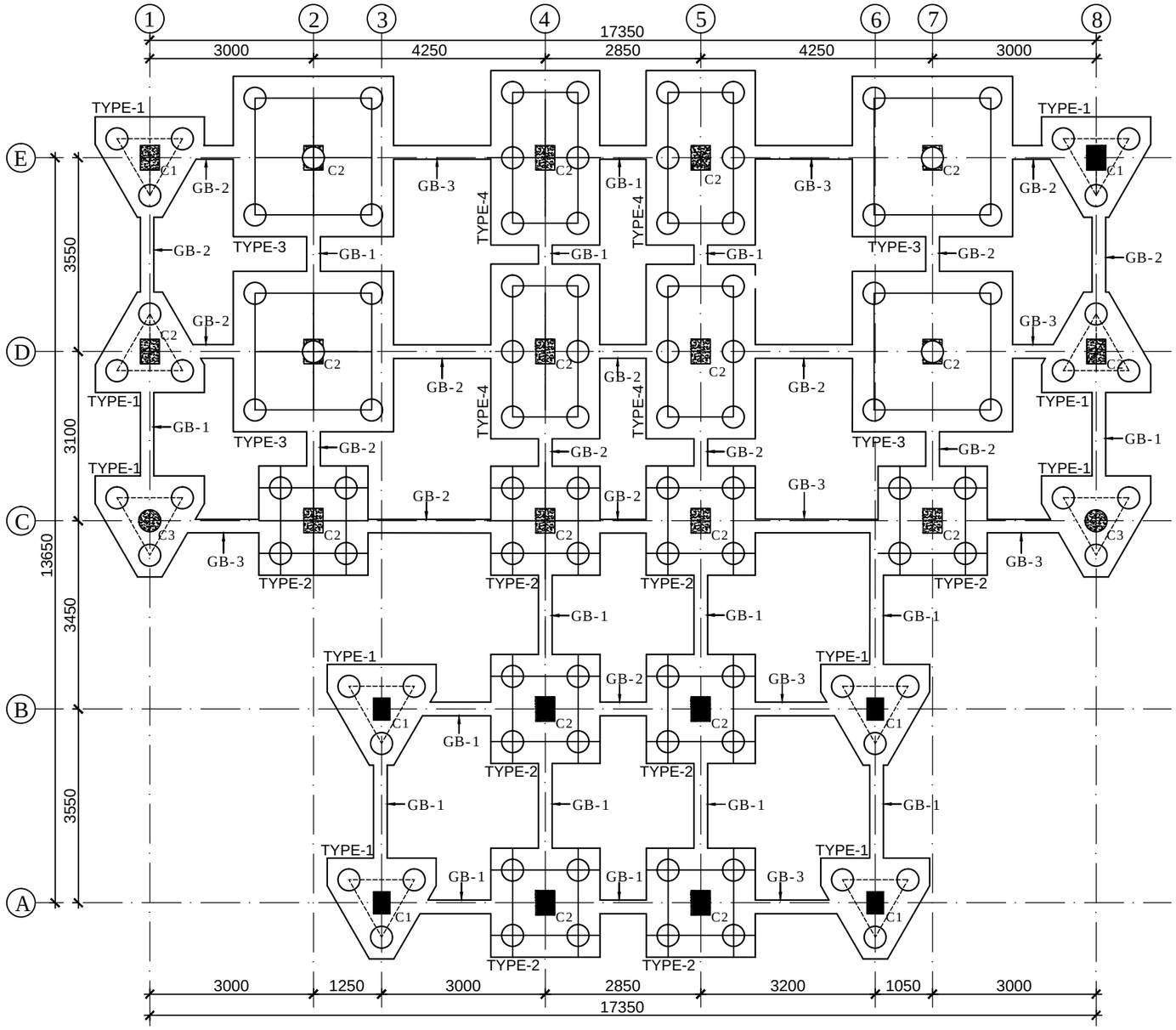


LAYOUT OF PILE & PILE CAP

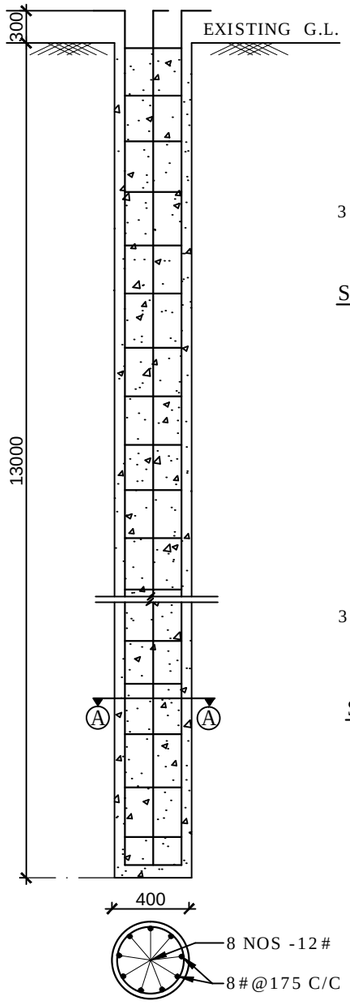


SECTION -A/A

CAST IN SITU PILE,
STEM DIAMETER : 400 MM,
CONC. GRADE : M25,
STEEL GRADE Fe 500
SBC OF PILE = 28 TON

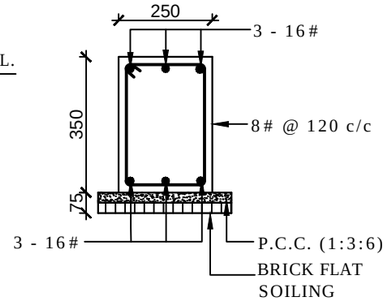


SECTION OF GRADE BEAM 1
(SIZE 250 X 350)

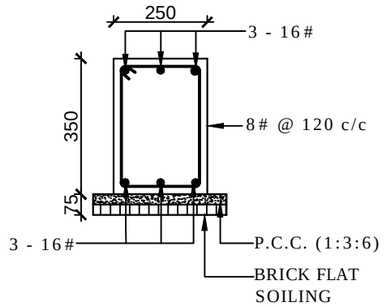


SECTION OF GRADE BEAM 2
(SIZE 250 X 350)

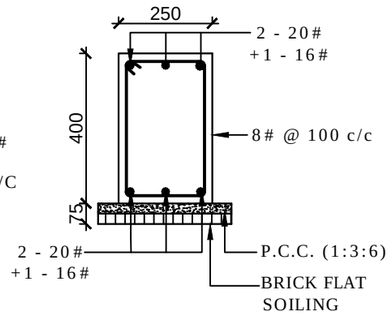


SECTION OF GRADE BEAM 3
(SIZE 250 X 400)

**NOTES:-**

A. **REFERENCES:**

THIS DRAWING SHOULD BE READ IN CONJUNCTION WITH RELEVANT ARCHITECTURAL DRAWINGS & STRUCTURAL DRAWING S-01.

B. **GENERAL NOTES:**

1. ALL DIMENSIONS ARE IN MILLIMETER, UNLESS OTHERWISE SPECIFIED.
2. ONLY FIGURED DIMENSIONS SHALL BE FOLLOWED. DIMENSIONS SHALL NOT BE SCALED.
3. ANY DISCREPANCY IN THE DRAWING, SHALL BE BROUGHT TO THE NOTICE OF THE CONSULTANT BEFORE EXECUTION .

C. **SPECIAL NOTES:**

1. GRADE OF CONCRETE : M 25.
2. STEEL GRADE : Fe = 500 N/mm2. (SUPER DUCTILE)
3. CLEAR COVERS OF PILE CAP - 100MM & COLUMN - 30MM
4. LAP AND ANCHORAGE LENGTH OF BARS SHALL BE 50 TIMES THE DIA. OF THE BARS.
5. MINIMUM DISTANCE BETWEEN TWO LAPPED SECTION SHALL NOT BE LESS THAN 1.5 TIMES DEVELOPMENT LENGTH (Ld).
6. FOR LIFT PIT TOP OF PILE CAP UNDER COLUMN NO BE 1650 FROM THE PARKING LEVEL
7. BRICK WORK: USE OF AAC BLOCK (AUTOCLAVED AERATED CONCRETE BLOCK) IS MANDATORY, NO OTHER BRICK SHALL BE USED.
8. BEFORE EXECUTION THE SBC OF PILE SHOULD BE CHECKED BY CONDUCTING INITIAL PILE LOAD TEST. ANY VARIATION MAY REQUIRED REVISION OF PILE LAYOUT

| REV | DATE | REVISION PARTICULARS | SIGN |
|---|---|---|---|
| 0 | 25-05-16 | ISSUED FOR D.P.R. | |

**ASSAM PROJECT**
**ON**
**FOREST AND BIODIVERSITY CONSERVATION**

WORK:-
PROPOSED CONSTRUCTION OF NEW RESIDENTIAL COMPLEX

LOWER LEVEL STAFF

DRAWING:- LAYOUT OF PILE & PILE CAP, DETAILS OF PILE & SECTION OF GRADE BEAM

CONSULTANT: architects collaborative
PROJECT CONSULTANT
ARCHITECTS ENGINEERS
CHANDMARI ,GUWAHATI-3

| DEALT BY | | CHECKED BY | DATE | SCALE | DRG. NO. |
|---|---|---|---|---|---|
| Architect | Drawn | | 06-05-16 | SCALE TO FIT | LLS/S-01 |
| Ar. R.Baishya | Ranjit | | | | REV - 00 |

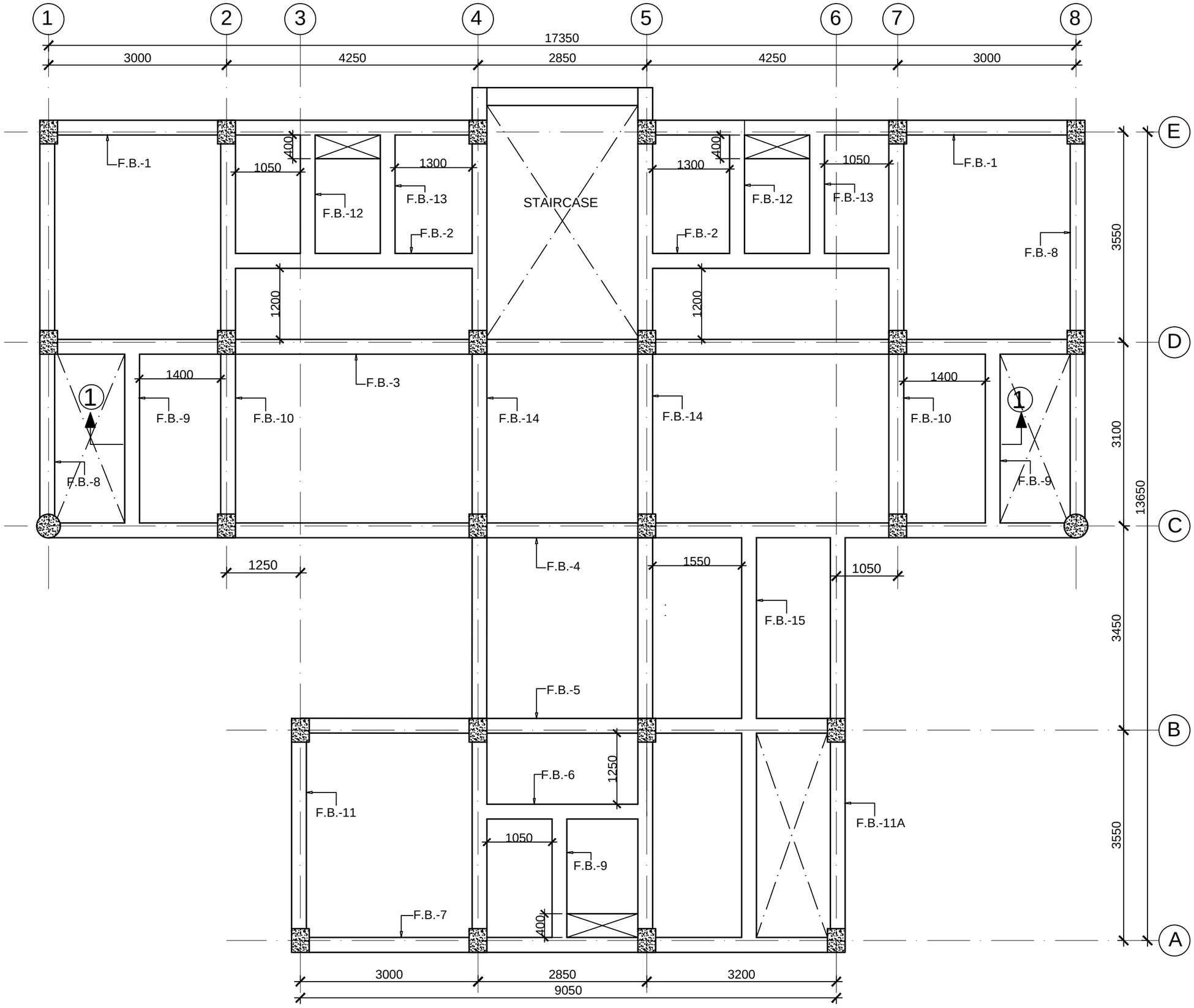


# LAYOUT OF SLAB BEAM AT LVL-I

**NOTES:-**

A. REFERENCES :

THIS DRAWING SHOULD BE READ IN CONJUNCTION WITH ARCHITECTURAL DRAWING & STRUCTURAL DRAWING .

B. GENERAL NOTES:

1. ALL DIMENSIONS ARE IN MILLIMETRE UNLESS OTHERWISE SPECIFIED.
2. ONLY FIGURED DIMENSIONS SHALL BE FOLLOWED. DIMENSIONS SHALL NOT BE SCALED AND THE BARS SHALL NOT BE COUNTED FROM THE DRAWING.

C. SPECIAL NOTES FOR SLAB:

1. CEMENT CONCRETE SHALL BE OF GRADE M25.
2. ALL REINFORCEMENT SHALL BE OF HIGH STRENGTH DEFORMED BARS CONFORMING TO I.S. 1786-1985 GRADE Fe500 (S.D.).
3. LAP AND ANCHORAGE LENGTH (Ld) of BARS SHALL BE 50 TIMES THE DIA. OF THE BAR LAP SHALL BE STAGGERED AND AVOIDED AT THE POINT OF MAXIMUM BENDING MOMENT.
4. CLEAR COVER TO THE MAIN REINFORCEMENT IN THE SLAB SHALL BE 19 mm.
5. THE REINFORCEMENT IN THE SHORTER SPAN SHALL BE IN FIRST LAYER AND FOR LONGER SPAN SHALL BE IN SECOND LAYER.
6. DISTRIBUTION BAR 8 mm. DIA. WITH 125 mm. CENTER TO CENTER SPACING SHALL BE PROVIDED WHEREVER NOT SPECIFICALLY SHOWN IN THE DRAWING.
7. BRICK WORK: USE OF AAC BLOCK (AUTOCLAVED AERATED CONCRETE BLOCK) IS MANDATORY, NO OTHER BRICK SHALL BE USED.

| REV | DATE | REVISION PARTICULARS | SIGN |
|---|---|---|---|
| 0 | 25-05-16 | ISSUED FOR D.P.R. | |

**ASSAM PROJECT ON FOREST AND BIODIVERSITY CONSERVATION**

WORK:-

PROPOSED CONSTRUCTION OF NEW RESIDENTIAL COMPLEX

LOWER LEVEL STAFF

DRAWING:-

LAYOUT OF SLAB BEAM AT LVL-I

CONSULTANT:

architects collaborative
PROJECT CONSULTANT
ARCHITECTS ENGINEERS
CHANDMARI, GUWAHATI-3

| DEALT BY | | CHECKED BY | DATE | SCALE | DRG. NO. |
|---|---|---|---|---|---|
| Architect | Drawn | | 06-05-16 | SCALE TO FIT | LLS/S-06(I) |
| Ar. R.Baishya | Ranjit | | | | REV - 00 |

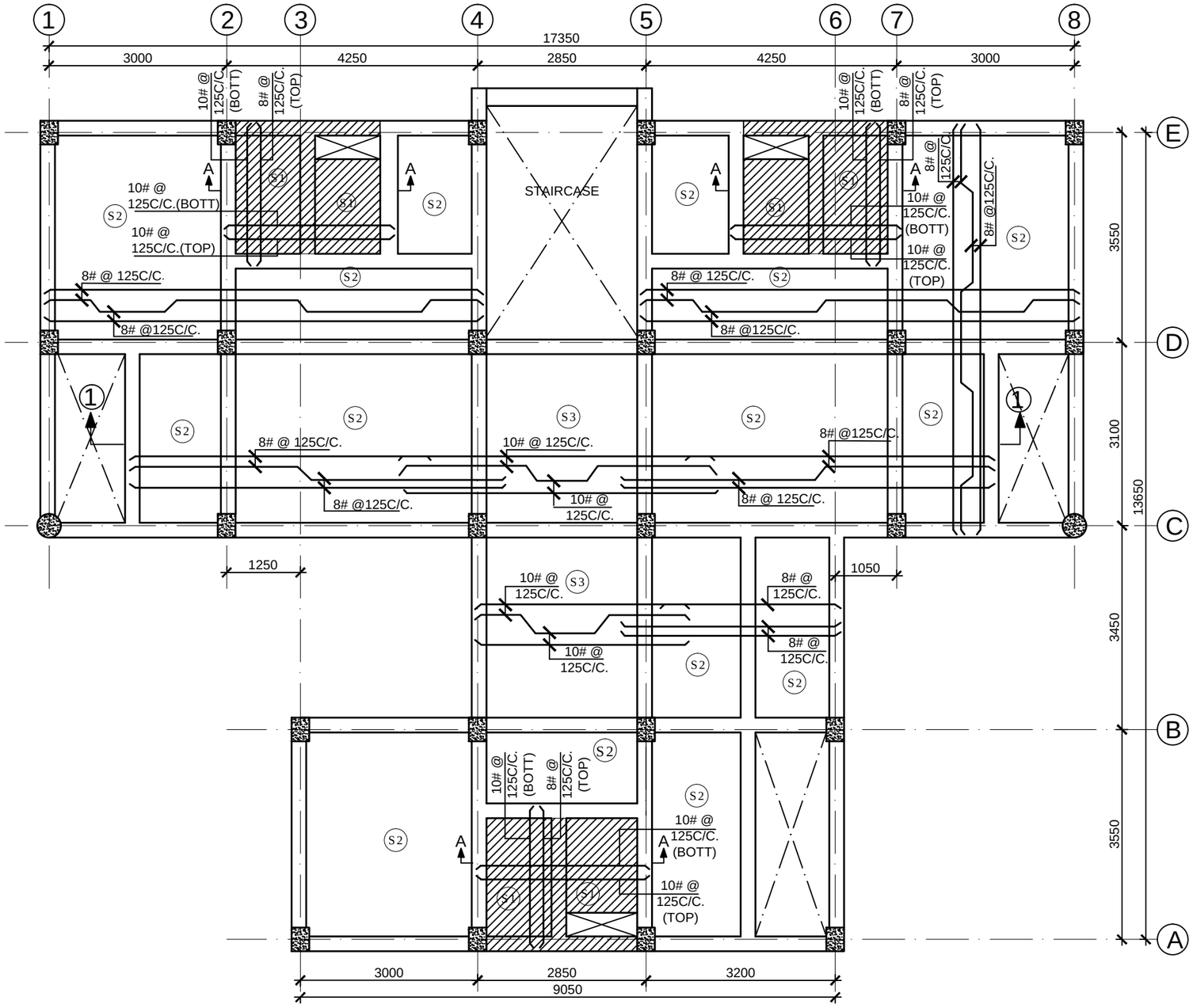


## LAYOUT & DETAILS OF SLAB AT LVL-I

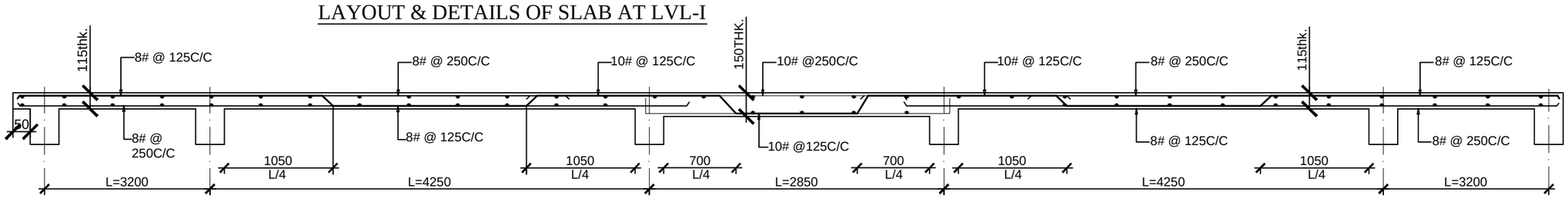


## SLAB SECTION:1-1

## SLAB SCHEDULE:-

| SLAB TYPE | SLAB THICK | BAR IN SHORT SPAN | BAR IN LONG SPAN |
|---|---|---|---|
| S1 | 125 | 10# @125 C/C. | 10# @125 C/C. |
| S2 | 115 | 8# @125 C/C. | 8# @125 C/C. |
| S3 | 150 | 10# @125 C/C. | 10# @125 C/C. |

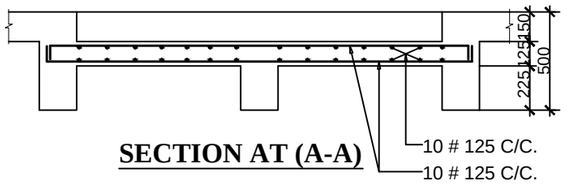


## SECTION AT (A-A)

**NOTES:-**

A. REFERENCES :

THIS DRAWING SHOULD BE READ IN CONJUNCTION WITH ARCHITECTURAL DRAWING & STRUCTURAL DRAWING .

B. GENERAL NOTES:

1. ALL DIMENSIONS ARE IN MILLIMETRE UNLESS OTHERWISE SPECIFIED.
2. ONLY FIGURED DIMENSIONS SHALL BE FOLLOWED. DIMENSIONS SHALL NOT BE SCALED AND THE BARS SHALL NOT BE COUNTED FROM THE DRAWING.

C. SPECIAL NOTES FOR SLAB:

1. CEMENT CONCRETE SHALL BE OF GRADE M25.
2. ALL REINFORCEMENT SHALL BE OF HIGH STRENGTH DEFORMED BARS CONFORMING TO I.S. 1786-1985 GRADE Fe500 (S.D.).
3. LAP AND ANCHORAGE LENGTH (Ld) of BARS SHALL BE 50 TIMES THE DIA. OF THE BAR LAP SHALL BE STAGGERED AND AVOIDED AT THE POINT OF MAXIMUM BENDING MOMENT.
4. CLEAR COVER TO THE MAIN REINFORCEMENT IN THE SLAB SHALL BE 19 mm.
5. THE REINFORCEMENT IN THE SHORTER SPAN SHALL BE IN FIRST LAYER AND FOR LONGER SPAN SHALL BE IN SECOND LAYER.
6. DISTRIBUTION BAR 8 mm. DIA. WITH 125 mm. CENTER TO CENTER SPACING SHALL BE PROVIDED WHEREVER NOT SPECIFICALLY SHOWN IN THE DRAWING.
7. BRICK WORK: USE OF AAC BLOCK (AUTOCLAVED AERATED CONCRETE BLOCK) IS MANDATORY, NO OTHER BRICK SHALL BE USED.

| REV | DATE | REVISION PARTICULARS | SIGN |
|---|---|---|---|
| 0 | 25-05-16 | ISSUED FOR D.P.R. | |

**ASSAM PROJECT ON FOREST AND BIODIVERSITY CONSERVATION**

WORK:-

PROPOSED CONSTRUCTION OF NEW RESIDENTIAL COMPLEX

LOWER LEVEL STAFF

DRAWING:-

LAYOUT & DETAILS OF SLAB AT LVL-I

CONSULTANT:

architects collaborative
PROJECT CONSULTANT
ARCHITECTS ENGINEERS
CHANDMARI, GUWAHATI-3

| DEALT BY | | CHECKED BY | DATE | SCALE | DRG. NO. |
|---|---|---|---|---|---|
| Architect | Drawn | | 06-05-16 | SCALE TO FIT | LLS/S-06(II) |
| Ar. R.Baishya | Ranjit | | | | REV - 00 |

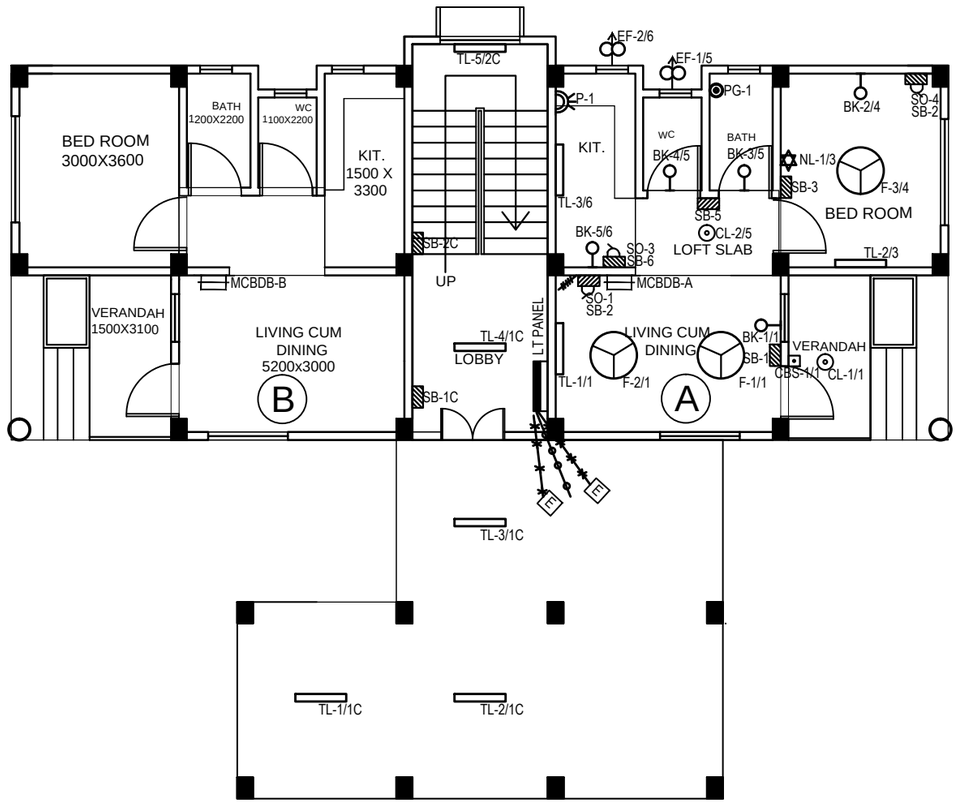


ELECTRICAL LAYOUT OF
GROUND FLOOR PLAN

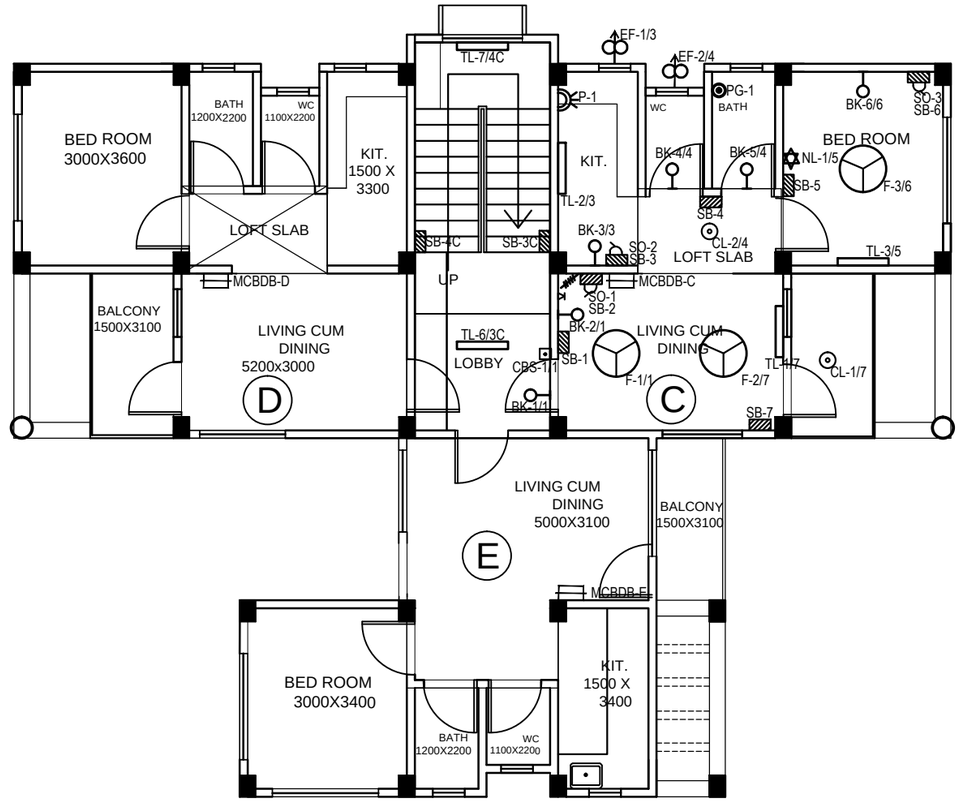


ELECTRICAL LAYOUT OF
TYPICAL FLOOR PLAN
(FROM 1ST-3RD FLOOR)

| REV | DATE | REVISION PARTICULARS | SIGN |
|---|---|---|---|
| 0 | 25-05-16 | ISSUED FOR DPR | |

**ASSAM PROJECT**
**ON**
**FOREST AND BIODIVERSITY**
**CONSERVATION**

WORK:-

PROPOSED CONSTRUCTION OF
NEW RESIDENTIAL COMPLEX

LOWER LEVEL STAFF

DRAWING:-

ELECTRICAL LAYOUT OF GROUND &
FIRST TO THIRD FLOOR

CONSULTANT:-

architects
collaborative
PROJECT CONSULTANT
ARCHITECTS ENGINEERS
CHANDMARI ,GUWAHATI-3

| ARCHITECT | DRAWN | DATE | SCALE | DRG NO |
|---|---|---|---|---|
| Ar. R. BAISHYA<br>Ms. R Deka | Bidisha | 12-05-16 | SCALE TO FIT | LLS/EL-01<br>REV-0 |

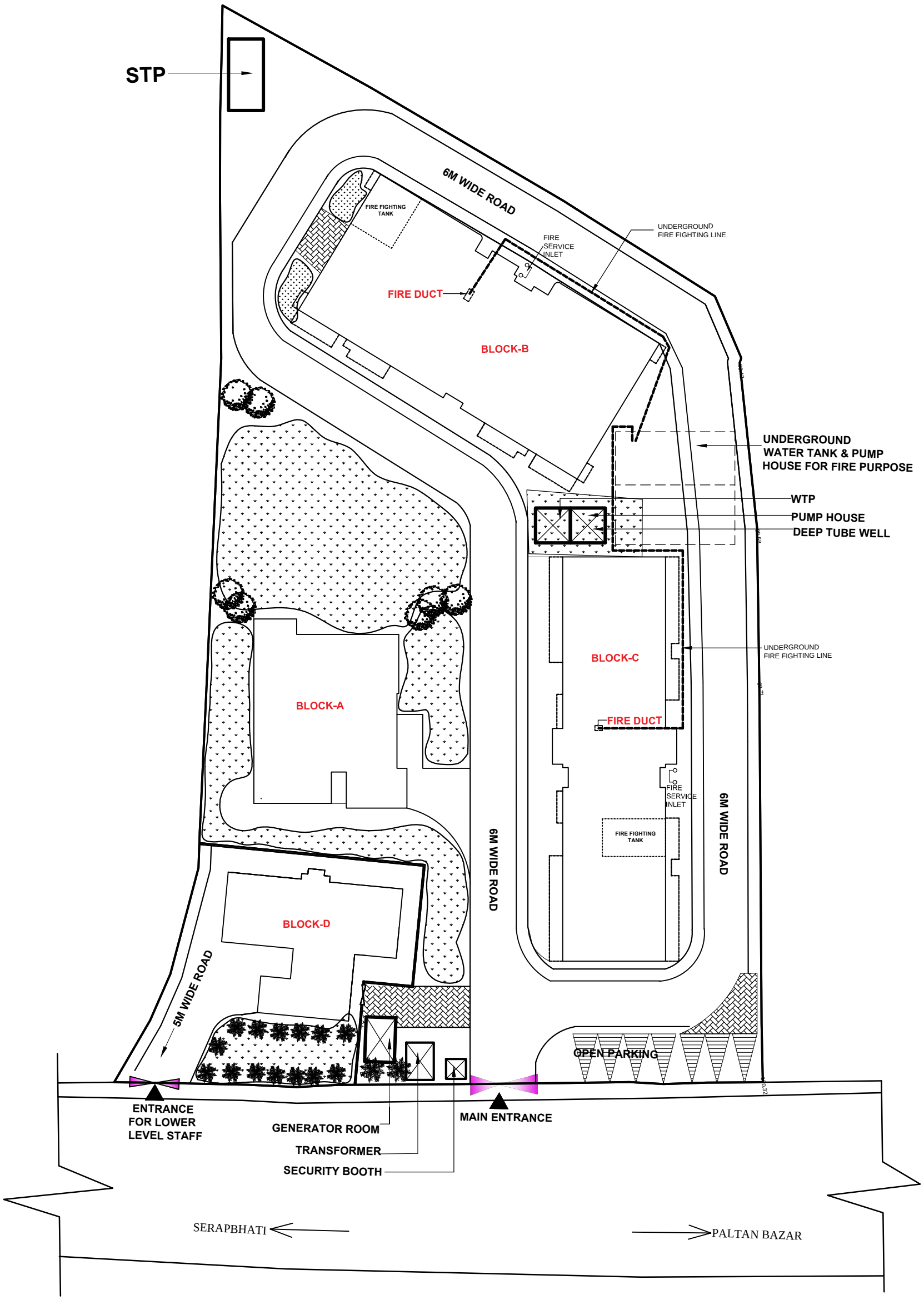


| REV | DATE | REVISION PARTICULARS | SIGN |
|---|---|---|---|
| 0 | | ISSUED FOR DPR | |

**ASSAM PROJECT ON FOREST AND BIODIVERSITY CONSERVATION**

WORK:-
CONSTRUCTION OF NEW RESIDENTIAL COMPLEX AT REHABARI GUWAHATI-8

DRAWING:-
FIRE FIGHTING SERVICES (EXTERNAL LAYOUT)

CONSULTANT:-
architects collaborative
PROJECT CONSULTANT
ARCHITECTS ENGINEERS
CHANDMARI ,GUWAHATI-3

| ARCHITECT | DRAWN | DATE | SCALE | DRG NO |
|---|---|---|---|---|
| Ar. R. BAISHYA<br>Ms. R Deka | | | SCALE TO FIT | EX/A-01<br>REV-0 |

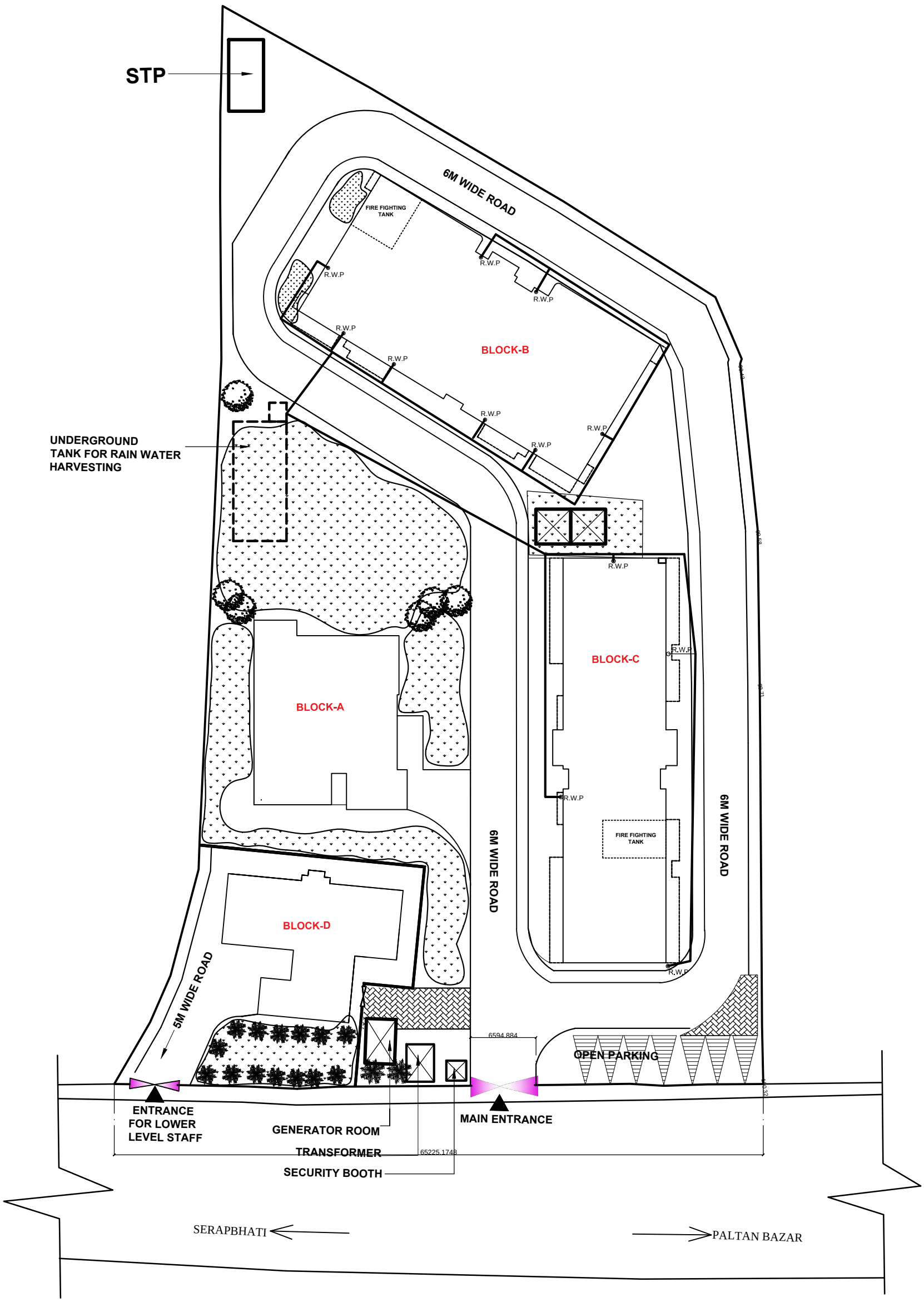


| REV | DATE | REVISION PARTICULARS | SIGN |
|---|---|---|---|
| 0 | | ISSUED FOR DPR | |

# ASSAM PROJECT ON FOREST AND BIODIVERSITY CONSERVATION

WORK:-

CONSTRUCTION OF NEW RESIDENTIAL COMPLEX AT REHABARI GUWAHATI-8

DRAWING:-

RAIN WATER HARVESTING

CONSULTANT:-

architects collaborative

PROJECT CONSULTANT
ARCHITECTS ENGINEERS

CHANDMARI ,GUWAHATI-3

| ARCHITECT | DRAWN | DATE | SCALE | DRG NO |
|---|---|---|---|---|
| Ar. R. BAISHYA<br>Ms. R Deka | | | SCALE TO FIT | EX/A-02<br>REV-0 |